



**Hewlett Packard**  
Enterprise

Family guide

# Eight steps to building an HPE BladeSystem





# Table of contents

<b>3</b>	<b>HPE BladeSystem overview</b>
<b>3</b>	<b>HPE BladeSystem delivers real business results</b>
<b>4</b>	<b>Modular, future-proof design</b>
<b>4</b>	<b>Step 1: Choose your operating environment</b>
<b>5</b>	<b>Step 2: Choose your BladeSystem enclosure</b>
<b>6</b>	<b>Step 3: Choose your interconnects</b>
<b>14</b>	<b>Step 4: Choose your server blades</b>
<b>15</b>	<b>HPE ProLiant BL460c Gen10 Server Blade</b>
<b>15</b>	<b>Scale business performance with secure workload delivery</b>
<b>16</b>	<b>Key features and benefits</b>
<b>21</b>	<b>Step 5: Choose your storage infrastructure</b>
<b>23</b>	<b>HPE BladeSystem Storage options (software-defined)</b>
<b>26</b>	<b>Step 6: Choose your infrastructure management</b>
<b>28</b>	<b>Step 7: Choose your power and cooling configurations</b>
<b>29</b>	<b>Step 8: Choose your services</b>
<b>31</b>	<b>HPE Integrity Systems</b>
<b>32</b>	<b>HPE Integrity NonStop BladeSystem</b>
<b>33</b>	<b>Related offerings</b>
<b>34</b>	<b>HPE ConvergedSystem</b>
<b>36</b>	<b>HPE ProLiant servers</b>
<b>36</b>	<b>HPE BladeSystem: your ultimate converged infrastructure</b>

## HPE BladeSystem overview

HPE BladeSystem with HPE OneView delivers the path to Composable infrastructure, with a powerful management platform to speed the delivery of services. Only the path to Composable delivers leading infrastructure convergence, availability, and agility through data center automation. HPE BladeSystem helps you lower data center costs by 68 percent,<sup>1</sup> so you can shift investment from routine maintenance to innovation, maximize availability by reducing downtime up to 90 percent,<sup>2</sup> and accelerate enterprise workload deployment such as virtualization and cloud computing up to 66X faster.<sup>3</sup>

## HPE BladeSystem delivers real business results

HPE BladeSystem is a modular infrastructure platform that converges servers, storage, and network fabric to accelerate operations and speed delivery of applications and services running in physical, virtual, and cloud-computing environments. Because the core infrastructure is shared, capital costs can be significantly lower. Blades share power, cooling, network, and storage infrastructure at the BladeSystem enclosure level. Since equipment is not needed for each server, there is a dramatic reduction in power distribution units (PDUs), power cables, LAN and SAN switches, connectors, adapters, and cables. And you can bring in the newest-generation technologies by simply changing the components that need to be updated.

Making routine HPE BladeSystem infrastructure changes takes up to 90 percent<sup>4</sup> less time with the wire-once connectivity only available with HPE Virtual Connect. Virtual Connect simplifies and converges your server-edge connections, making server connections transparent to storage and networks. You can reduce server-edge infrastructure, like network interface cards, cables, and switches, by up to 95 percent.<sup>5</sup> To further simplify connectivity beyond server and storage infrastructures, HPE Virtual Connect FlexFabric modules can be directly connected to HPE 3PAR storage solutions via direct-attach Flat SAN technology, reducing complexity, cost, and latency.

Take control of limited power resources with HPE Intelligent Infrastructure and Thermal Logic technology inside HPE BladeSystem. In fact, you can increase the capacity of your data center without adding power infrastructure and reduce power costs by 36 percent<sup>6</sup> vs. a traditional environment. HPE Intelligent Infrastructure automates inventory management and power monitoring to speed implementation and reduce operating expenses, while eliminating downtime caused by error-prone manual processes. HPE Thermal Logic technology lets administrators dynamically track and control power limits based on workload demand within the BladeSystem enclosure, so you can reclaim over-provisioned power and cooling capacity without impacting performance. Together, they track location, power, and cooling to give you better insight across your data center for the highest efficiency possible.

Simplified management with HPE OneView delivers unprecedented ease of use, so you can deploy and manage HPE BladeSystem faster, at lower cost, and at greater scale. HPE OneView is the first software platform that creates a modern and integrated workspace for automated lifecycle management of HPE BladeSystem. HPE OneView reduces the needs for multiple management tools and non-management tools, streamlining processes and eliminating common sources of errors.

HPE BladeSystem is the one platform that you can rely on to run virtually any workload at the cost, speed, and reliability your enterprise demands. Only Hewlett Packard Enterprise gives you the simplicity and freedom through the path to Composable to build IT that's truly optimized for your business—compute solutions for every-day workloads, converged systems for high-intensity virtualized or cloud workloads, even an entire converged data center. All built on the same HPE BladeSystem foundation, delivered on premise or as a service and backed by Hewlett Packard Enterprise, the worldwide leader in virtualization infrastructure.

Learn how HPE BladeSystem can help you drive business innovation by visiting [hpe.com/info/bladesystem](https://hpe.com/info/bladesystem)

<sup>1, 2, 6</sup> IDC white paper sponsored by HP (now Hewlett Packard Enterprise), "Business Value of Blade Infrastructures," #227508R2.

<sup>3</sup> Based on data provided by a beta customer. With HPE OneView the beta customer built 12 sites in one night and a new call center deployment in one night vs. the previous way where they could build only two sites at a time and it took 11 days to deploy two sites.

<sup>4</sup> HPE BladeSystem and BladeSystem Matrix TCO Calculator: [roianalyst.alinean.com/hp\\_roianalyst](https://roianalyst.alinean.com/hp_roianalyst)

<sup>5</sup> HPE internal calculations comparing the number of hardware components of traditional infrastructure vs. HPE BladeSystem with two Virtual Connect FlexFabric modules—January 2014–2017.

## Modular, future-proof design

Hewlett Packard Enterprise's global community of business technology experts and partners is here to help you build a solution and support plan that is just right for your needs. And we do a lot of the hard work for you by integrating the infrastructure essentials inside the BladeSystem. It arrives at your door ready to deliver the best business results.

Building your ideal BladeSystem infrastructure solution begins with these eight simple steps:

- Step 1: Choose your operating environment
- Step 2: Choose your BladeSystem enclosure
- Step 3: Choose your interconnects
- Step 4: Choose your server blades
- Step 5: Choose your storage infrastructure
- Step 6: Choose your infrastructure management
- Step 7: Choose your power and cooling configurations
- Step 8: Choose your services

## Step 1: Choose your operating environment

HPE Integrity and HPE ProLiant server blades run in almost the same operating environment as other HPE servers, but with the advantages of a BladeSystem infrastructure. You can mix and match different Integrity and ProLiant server blades and run multiple operating environments in the same enclosure.

### Supported operating system (OS) and virtualization software

- Microsoft® Windows®: [hpe.com/servers/wincert](https://www.hpe.com/servers/wincert)
- Red Hat® Enterprise Linux® (RHEL): [hpe.com/servers/rhelcert](https://www.hpe.com/servers/rhelcert)
- SUSE Linux Enterprise Server (SLES): [hpe.com/servers/slescert](https://www.hpe.com/servers/slescert)
- Oracle Linux Unbreakable Enterprise Kernel: [hpe.com/servers/olcert](https://www.hpe.com/servers/olcert)
- Oracle Solaris: [hpe.com/servers/solariscert](https://www.hpe.com/servers/solariscert)
- Canonical Ubuntu: [hpe.com/servers/ubuntucert](https://www.hpe.com/servers/ubuntucert)
- VMware®: [hpe.com/servers/vmwarecert](https://www.hpe.com/servers/vmwarecert)

### Integrity certifications

- HP-UX 11i: [hpe.com/info/hpux](https://www.hpe.com/info/hpux)
- HPE Integrity NonStop: [hpe.com/info/nonstop](https://www.hpe.com/info/nonstop)
- HPE OpenVMS: [hpe.com/info/openvms](https://www.hpe.com/info/openvms)

### Purchase your entire operating environment from HPE

Hewlett Packard Enterprise resells and provides full service and support for Microsoft Windows, Red Hat Enterprise Linux, SUSE Linux Enterprise Server, Ubuntu Server, and VMware.

Learn more at [hpe.com/info/ossupport](https://www.hpe.com/info/ossupport)

## Step 2: Choose your BladeSystem enclosure

Hewlett Packard Enterprise offers versatile enclosures to match the unique needs of large or small IT environments. The HPE BladeSystem c7000 and c3000 Platinum Enclosures provide all the power, cooling, and I/O infrastructure required to support modular server, interconnect, and storage components.

These enclosures help you simplify the infrastructure, reduce purchase and operating costs, adapt to changing business and infrastructure needs, and significantly lower energy consumption.

**Intelligent infrastructure support:** Power Discovery Services allows BladeSystem enclosures to communicate information to HPE Intelligent PDUs that automatically track enclosure power connections to the specific iPDU outlet to help ensure redundancy and prevent downtime. Location Discovery Services allows the c7000 to automatically record its exact location in HPE Intelligent Series Racks, eliminating time-consuming manual asset tracking.

HPE BladeSystem **Onboard Administrator** is the built-in enclosure management processor, subsystem, and firmware base used to support the HPE BladeSystem c-Class enclosures and all the managed devices contained within them. Onboard Administrator provides a single point from which to perform management tasks on server blades or switches within the enclosure. Together with the enclosure's HPE Insight Display, the Onboard Administrator was designed for both local and remote HPE BladeSystem c-Class administration.

This module and its firmware provide:

- Wizards for simple, fast setup and configuration
- Highly available and secure local or remote access to the HPE BladeSystem infrastructure
- Security roles for server, network, and storage administrators
- Automated power and cooling of the enclosure
- Agentless device health and status
- Power and cooling information and control

Each enclosure ships with an Onboard Administrator module/firmware. HPE BladeSystem Platinum Enclosures can be configured with redundant Onboard Administrator modules to provide uninterrupted manage ability of the entire enclosure and blades. When two Onboard Administrator modules are present, they work in an active-standby mode, assuring full redundancy of the enclosure's integrated management.



### HPE BladeSystem c3000 Platinum Enclosure

Smaller, versatile design ideal for offices or branch locations that only need up to eight server or storage components at a time. Uses a standard power outlet, doesn't require special air conditioning, and includes features designed to help small staffs be more productive with less effort.



### HPE BladeSystem c7000 Platinum Enclosure

Larger, modular block of infrastructure ideal for bigger data centers. Holds up to 16 types of server and storage blades and offers twice as many interconnect expansion slots to run nearly any application in a dynamic, high-performance IT environment.

<b>Device bays</b>	Up to 8 server and storage blades, mixed configurations supported	Up to 16 server and storage blades, mixed configurations supported
<b>Interconnect bays</b>	4 (up to 2 redundant I/O fabrics)	8 (up to 4 redundant I/O fabrics)
<b>Power supplies</b>	Up to (6) 1200 W (N+1 or N+N and 80 PLUS Certified)	Up to (6) 2250 W, 2450 W, or 2650 W (N+1 or N+N and 80 PLUS Certified)
<b>Fans</b>	Up to 6 hot-plug Active Cool fans	Up to 10 hot-plug Active Cool fans
<b>Onboard Administrator</b>	Up to 2	Up to 2
<b>Height</b>	6U	10U

Find a complete list of supported options at [hpe.com/servers/bladeSystem/enclosures](https://hpe.com/servers/bladeSystem/enclosures)

## Step 3: Choose your interconnects

HPE Virtual Connect is an essential building block for any virtualized or cloud-ready environment. This innovative, wire-once HPE connection management simplifies server connectivity, making it possible to add, move, and change servers in minutes vs. hours or days. Virtual Connect is the simplest way to connect servers to any network and reduces network sprawl at the edge by up to 95 percent.<sup>7</sup>

Find a complete list of products in the Virtual Connect portfolio at [hpe.com/info/virtualconnect](https://hpe.com/info/virtualconnect)

Whether you need basic network connectivity for a remote office, or a high-bandwidth, low-latency link for a high-performance computing cluster, you can count on HPE Ethernet switches to provide the solution, from simple-to-configure 1 Gb and 1 Gb/10 Gb, or a powerful 40 Gb switch designed for handling data from today's multi-processor virtualized servers.

Find a complete list of products in the Interconnects portfolio at [hpe.com/servers/blades/interconnects](https://hpe.com/servers/blades/interconnects)

For a complete list of Interconnect products supported by HPE OneView, please consult the [HPE OneView Support Matrix](#)

<sup>7</sup> HPE internal calculations comparing the number of hardware components of traditional infrastructure vs. HPE BladeSystem with two Virtual Connect FlexFabric modules—January 2014–2017.

## Interconnects: Virtual Connect modules



**HPE Virtual Connect 16 Gb 24-Port Fibre Channel Module**



**HPE Virtual Connect 8 Gb 20-Port Fibre Channel Module**



**HPE Virtual Connect 8 Gb 24-Port Fibre Channel Module**

Blade type	Single bay	Single bay	Single bay
Network connections	16 internal 16/8 Gb downlinks presented as F-Ports 8 external 16/8/4 Gb uplinks presented as N-Ports	16 internal 8 Gb downlinks presented as F-Ports 4 external 8 Gb uplinks presented as N-Ports	16 internal 8 Gb downlinks presented as F-Ports 8 external 8 Gb uplinks presented as N-Ports
Media types	Small form-factor pluggable (SFP) laser HPE B-series 16 Gb SFP+ Short Wave Transceiver HPE B-series 8 Gb SFP+ Short Wave Transceiver	Small form-factor pluggable (SFP) laser 2/4/8 Gb short wave up to 500 m (1,640 ft.) 1/2/4 Gb long wave up to 10 km	Small form-factor pluggable (SFP) laser 1/2/4 Gb short wave, long wave SFP+ 2/4/8 Gb short wave, long wave
Performance	16 Gb/s line speed, full duplex 0.7 µs latency Maximum frame size 2112-byte payload Buffer-to-buffer flow control management packet prioritization	8 Gb/s line speed, full duplex 1.2 µs latency Maximum frame size 2112-byte payload Buffer-to-buffer flow control management packet prioritization	8 Gb/s line speed, full duplex 74 µs latency Maximum frame size 2148 bytes (2112-byte payload)
Protocol support	NCITS T11 NPIV	NCITS T11 NPIV	NCITS T11 NPIV
Management	Simple and intuitive GUI and setup wizards accessible through VC Ethernet module CLI accessible through VC Ethernet module Embedded SNMP v1 and v2 SMI-S, Virtual Connect Manager, HPE OneView	Simple and intuitive GUI and setup wizards accessible through VC Ethernet module CLI accessible through VC Ethernet module Embedded SNMP v1 and v2 SMI-S, Virtual Connect Manager, HPE OneView	Simple and intuitive GUI and setup wizards accessible through VC Ethernet module CLI accessible through VC Ethernet module Embedded SNMP v1 and v2 SMI-S, Virtual Connect Manager, HPE OneView
Extended management features	Virtual Connect Manager supports HPE Storage Essentials (FC Management MIB)	Virtual Connect Manager supports HPE Storage Essentials (FC Management MIB)	Virtual Connect Manager supports HPE Storage Essentials (FC Management MIB)
High-availability features	N-port trunking support for uplinks when connecting with Brocade SAN switches Automatic loop protection Mirrored profile database Multi-path heartbeat between redundant modules	Link Aggregation Protocol Automatic loop protection Mirrored profile database Multi-path heartbeat between redundant modules	Link Aggregation Protocol Automatic loop protection Mirrored profile database Multi-path heartbeat between redundant modules
Security	LDAP, SSL, role-based management	LDAP, SSL, role-based management	LDAP, SSL, role-based management
Maximum per enclosure	6	6	6
Part number	751465-B21 778720-B21 (TAA-compliant)	572018-B21	466482-B21
Warranty in year(s) (parts/labor/on-site)	1/1/1	1/1/1	1/1/1

## Interconnects: Virtual Connect modules (continued)



**HPE Virtual Connect FlexFabric-20/40 F8 Module**



**HPE Virtual Connect FlexFabric 10 Gb/24-Port Module**



**HPE Virtual Connect Flex-10/10D Module**

Blade type	Single bay	Single bay	Single bay
Network connections	16 x 10/20 Gb downlinks to servers, 2 x 20 Gb cross connects  4 x 40 Gb SR, LR fiber, DAC and AOC QSFP+ including DAC splitter cable uplinks  8 x 10 Gb external SR, LR fiber, and copper uplinks SFP+ (Ethernet/FC)  1 internal interface to BladeSystem c-Class Onboard Administrator Module	16 x 10 Gb downlinks to servers, 2 x 10 Gb cross connects  4 x 10 Gb external SR, LR fiber, and copper uplinks SFP+ (Ethernet/FC)  4 x 10 Gb external SR, LRM, and LR fiber and copper uplinks SFP+ (Ethernet)  1 internal interface to c-Class Onboard Administrator Module  Direct attach to HPE 3PAR with HPE Flat SAN technology	16 x 10 Gb downlinks midplane 4 x 10 Gb cross connect  10 x 10 Gb SR, LR, or LRM fiber uplinks SFP+ 1 internal interface to c-Class Onboard Administrator Module
Media types	FCSFP/SFP+, 2/4/8 Gb short wave up to 500 m, 1/2/4 Gb long wave up to 10 km, Ethernet SFP/SFP+/QSFP+, 10GbE SR, LR, and LRM, 10GbE copper direct-attached cable, 40GbE SR, LR and direct-attached cable both DAC and AOC, HPE 10 m C-series Active Copper SFP+ Cable, HPE BLc 40G QSFP+ to QSFP+ 7 m, 10 m, 15 m AOC cable, HPE BLc QSFP+ 4 to 4 x 10 SFP+ 7 m, 10 m, 15 m AOC splitter cable, HPE X242 SFP+ 3 m, 5 m, 7 m, 15 m DAC Cable, HPE X242 QSFP+ 1 m, 3 m, 5 m DAC Cable, HPE X242 QSFP+ 4 to 4 x 10 SFP+ 1 m, 3 m, 5 m DAC splitter Cable	FCSFP/SFP+, 2/4/8 Gb short wave up to 500 m, 1/2/4 Gb long wave up to 10 km, Ethernet SFP/SFP+, 10GbE SR, LR, and LRM, 10GbE copper direct-attached cable, 1GbE SX, 1GbE 1000 BASE-T copper, HPE 7 m C-series Active Copper SFP+ Cable, HPE 10 m C-series Active Copper SFP+ Cable, HPE X242 SFP+ 15 m DAC Cable, HPE X242 SFP+ 7 m DAC Cable	SFP+ SR, LR, LRM SFP SX, RJ45, SFP+ Copper, HPE 7 m C-series Active Copper SFP+ Cable, HPE 10 m C-series Active Copper SFP+ Cable, HPE X242 SFP+ 15 m DAC Cable, HPE X242 SFP+ 7 m DAC Cable
Performance	Line rate, full-duplex 1.2 Tb/s bridging fabric, 1.0 µs on Ethernet-only ports; 1.8 µs on Ethernet/FC ports; maximum Ethernet frame size 9216 (jumbo frame); maximum FC frame size 2148 bytes (2,112 byte payload); buffer-to-buffer flow control management; packet prioritization	Line rate, full-duplex 480 Gb/s bridging fabric; 1.5 µs on Ethernet-only ports; 2.0 µs Ethernet/FC ports; maximum Ethernet frame size 9216 (jumbo frame); maximum FC frame size 2148 bytes (2112 byte payload); buffer-to-buffer flow control management; packet prioritization	Line rate, full-duplex 600 Gb/s bridging fabric, less than 1.0 µs with Ethernet-only ports; maximum Ethernet frame size 9216 (jumbo frame)
Protocol support	IEEE 802.1Qbb (preliminary), 802.1Qaz (preliminary), 802.1AB, 802.1D, 802.1Q, IEEE 802.2, IEEE 802.3ad INCITS FC-BB5 Rev 2.00, INCITS T11 NPIV, SR-IOV, FC-BB5 (single-hop and dual-hop)	IEEE 802.1Qbb (preliminary), 802.1Qaz (preliminary), 802.1AB, 802.1D, 802.1Q, IEEE 802.2, 802.3ad, INCITS FC-BB5 Rev 2.00, INCITS T11 NPIV, FC-BB5	IEEE 802.1Qbb (preliminary), 802.1Qaz (preliminary), 802.1AB, 802.1D, 802.1Q, IEEE 802.2, 802.3ad, FC-BB5
Management	Simple and intuitive GUI and setup wizards; embedded SNMP v1, v2, v3; SMI-S, Virtual Connect Manager, HPE OneView, IPv6, and sFlow®	Simple and intuitive GUI and setup wizards; embedded SNMP v1, v2, v3; SMI-S, Virtual Connect Manager, HPE OneView	Simple and GUI and setup wizards; embedded SNMP v1, v2, v3; SMI-S CLI, Virtual Connect Manager, HPE OneView
Extended management features	Virtual Connect Manager supports PXE, WOL, port VLAN, VLAN Tagging, VLAN pass-through, IGMP snooping, NIC Teaming integrated with Onboard Administrator, HPE Systems Insight Manager, HPE Storage Essentials (FC Management MIB), Telnet, SNMP, FC port telemetry via GUI, telemetry support for port utilization including memory, and CPU performance measurement including FlexNICs telemetry	Virtual Connect Manager supports PXE, WOL, port VLAN, VLAN Tagging, VLAN pass-through, IGMP snooping, NIC Teaming Integrated with Onboard Administrator, HPE Systems Insight Manager, HPE Storage Essentials (FC Management MIB), Telnet, SNMP, FC port telemetry via GUI, Telemetry support for port utilization including memory, and CPU performance measurement including FlexNICs telemetry	Virtual Connect Manager supports PXE, WOL, port VLAN, VLAN Tagging, VLAN pass-through, IGMP snooping, NIC Teaming Integrated with Onboard Administrator, HPE Systems Insight Manager Telnet, SNMP, Telemetry support for port utilization including memory, and CPU performance measurement including FlexNICs telemetry
High-availability features	Link Aggregation protocol automatic, loop protection, Mirrored profile database, Multi-path heartbeat between redundant modules	Link Aggregation protocol automatic, loop protection, Mirrored profile database, Multi-path heartbeat between redundant modules	Link Aggregation protocol automatic, loop protection, Mirrored profile database, Multi-path heartbeat between redundant modules
Security	LDAP, SSL, TACACS+ and RADIUS, role-based management, and GUI and CLI session timeout	LDAP, SSL, TACACS+ and RADIUS, role-based management, and GUI and CLI session timeout	LDAP, SSL, TACACS+ and RADIUS, role-based management, and GUI and CLI session timeout
Diagnostics	Troubleshoot network performance and monitor health in terms of CPU and memory, FlexNIC and LAG stats, mirroring—any uplink port can be used as a dedicated mirrored port from the server port(s)	Troubleshoot network performance and monitor health in terms of CPU and memory, FlexNIC, and LAG stats, mirroring—any uplink port can be used as a dedicated mirrored port from the server port(s)	Troubleshoot network performance and monitor health in terms of CPU and memory, FlexNIC, and LAG stats, mirroring—any uplink port can be used as a dedicated mirrored port from the server port(s)
Maximum per enclosure	6	8	8
Direct attach with FC storage	HPE 3PAR StoreServ 7000 Series	HPE 3PAR StoreServ 7000 Series	N/A
Part number	691367-B21 691367-B22 (TAA)	571956-B21 605865-B21 (dual module with VCEM)	638526-B21 662048-B21 (dual module with VCEM)
Warranty in year(s) (parts/labor/on-site)	1/1/1	1/1/1	1/1/1



## Interconnects: Ethernet switches



**HPE Networking 6127XLG Ethernet Blade Switch**



**HPE Networking 6125XLG**



**HPE Networking 6125G/XG**

Blade type	Single bay	Single bay	Single bay
Network connections	16 internal 1/10/20 Gb downlinks; 4 external 40 Gb; 8 external 10 Gb; Four internal 10 Gb cross-link; IRF support up to eight devices; 1 management console port	16 internal 1/10 Gb downlinks; 4 external 40 Gb; 8 external 10 Gb; 4 internal 10 Gb cross-link; 1 management console port	16 internal 1 Gb downlinks; 4 external RJ45 (1 Gb); 4 external SFP/SFP+ (1 Gb/10 Gb/IRF); 1 internal 10 Gb cross-link; 1 management console port
Media types	SFP+ SR/LR/LRM optical; QSFP+	SFP+ SR/LR/LRM optical; QSFP+ SR4	Copper RJ45; SFP SX optical; SFP+ SR/LR/LRM optical
Performance	240 Gb/s uplink port bandwidth; 320 Gb/s downlink (server) port bandwidth; 40 Gb/s cross-link bandwidth; forwarding rate 1.5 million pps per Gigabit port (64-byte packets); 14.8 million pps per 10 Gb port, and 59.3 million pps per 40 Gb port	240 Gb/s uplink port bandwidth; 160 Gb/s downlink (server) port bandwidth; 40 Gb/s cross-link bandwidth; forwarding rate 1.5 million pps per Gigabit port (64-byte packets); 14.8 million pps per 10 Gb port; 59.3 million pps per 40 Gb port	44 Gb/s uplink port bandwidth; 16 Gb/s downlink (server) port bandwidth; 10 Gb/s cross-link bandwidth; forwarding rate 1.5 million pps per Gigabit port; (64-byte packets); 14.8 million pps per 10 Gb port
Protocol support	SSHv2, TACACS, TACACS+, RADIUS; IEEE 802.3, 802.3ab, 802.1ad, 802.1s, 802.1w, 802.1p, 802.1x, 802.1Qbg (VEPA), 802.3ad (static), 802.1Q, IGMP and 1588 snooping, BOOTP, FCoE, FCF, TRILL, SPB, VXLAN	SSHv2, TACACS, TACACS+, RADIUS; IEEE 802.3, 802.3ab, 802.1ad, 802.1s, 802.1w, 802.1p, 802.1x, 802.1Qbg (VEPA), 802.3ad (static), 802.1Q, IGMP snooping, and BOOTP, FCoE, FCF, TRILL, SPB	SSHv2, TACACS, TACACS+, RADIUS; IEEE 802.3, 802.3ab, 802.1d, 802.1s, 802.1w, 802.1p, 802.1x, 802.3ad (static), and 802.1Q, IGMP snooping, BOOTP
Management	CLI, SNMP v1, v2c, and v3; OOBM via OA; GUI management via HPE IMC; RJ45 console port; sFlow and RMON networking monitoring; NTP OAM (802.3ah); CFD (802.1ag); Virtual Application Network (VAN), ISSU; SDN with OpenFlow	CLI, SNMP v1, v2c, and v3; OOBM via OA; GUI management via HPE IMC; RJ45 console port; sFlow and RMON network monitoring; NTP OAM (802.3ah); CFD (802.1ag); SDN with OpenFlow	Web browser or CLI, HTTPS, SNMP v1, v2c, and v3 OOBM via OA; GUI Management via HPE IMC, RJ45 console port, sFlow and RMON network monitoring, NTP OAM (802.3ah); CFD (802.1ag)
High-availability features	IRF, LACP, Spanning Tree, ECMP, DLDP, RRRP, Smart Link, VRRP	IRF, LACP, Spanning Tree, ECMP, DLDP, Smart Link, VRRP	IRF, LACP, Spanning Tree, ECMP, DLDP, Smart Link, VRRP
Maximum per c7000 enclosure	8	8	8
Part number	787635-B21 787635-B22 (TAA)	711307-B21 737230-B21 (TAA)	658250-B21 737226-B21 (TAA)
Warranty in year(s) (parts/labor/on-site)	1/1/1	1/1/1	1/1/1



**HPE Networking 6125G**



**Mellanox SX1018 HPE**




**Cisco Fabric Extender for HPE**

Blade type	Single bay	Double bay	Single bay
Network connections	16 internal 1 Gb downlinks; 4 external RJ45 (1 Gb); 4 external SFP/SFP+ (1 Gb/IRF @10 Gb); 1 internal 10 Gb cross-link; 1 management console port	16 internal 10 Gb/40 Gb downlinks; 18 40 Gb QSFP+ uplinks; 1 management console port (double bay width interconnect)	16 internal 1/10 Gb downlinks; 8 external SFP+ 10 Gb uplinks
Media types	Copper RJ45; SFP SX optical	QSFP+	SFP+ SR/LR/optical DAC copper cables; Cisco Fabric Extender Transceivers
Performance	26 Gb/s uplink port bandwidth; 16 Gb/s downlink (server) port bandwidth; 10 Gb/s cross-link port bandwidth; forwarding rate 1.5 million pps per Gigabit port; (64-byte packets); 14.8 million pps per 10 Gb port	1440 Gb/s uplink port bandwidth; 640 Gb/s downlink (server) port bandwidth; 230 ns latency at 40 Gb; 20 ns latency at 10 Gb; 2 Gb main, 2 MB flash memory	48 Gb switching fabric; 128 MB DDR SDRAM; 16 MB flash memory
Protocol support	SSHv2, TACACS, TACACS+, RADIUS; IEEE 802.3, 802.3ab, 802.1d, 802.1s, 802.1w, 802.1p, 802.1x, 802.3ad (static), and 802.1Q, IGMP snooping, BOOTP	SSHv2, TACACS, TACACS+, RADIUS; IEEE 802.3, 802.3u, 802.3ab, 802.1d, 802.1s, 802.1w, 802.1p, 802.3ac, 802.1x	IEEE 802.1p: CoS prioritization; 802.1Q, 802.3; 802.3ae, 802.3ap, SFF 8431 SFP+ support, RMON, SFF 8461
Management	Web browser or CLI, HTTPS; SNMP v1, v2c, and v3; OOBM via OA; GUI Management via IMC; RJ45 console port; sFlow and RMON network monitoring; NTP; OAM (802.3ah); CFD (802.1ag)	Web browser or CLI, HTTPS; GUI management via UFM; SNMP v1, v2c, and v3; OOBM via OA; IGMPv1, IGMPv2; NTP; RADIUS/TACACS+; LLDP Discovery protocol, sFlow, OpenFlow	Fabric extender management using in-band management; Cisco DCNM and standard SNMP, XML interfaces, and CLI
High-availability features	IRF, LACP, Spanning Tree, ECMP, DLDP, Smart Link, VRRP	RSTP, MSTP, Link Aggregation Control Protocol	Uplink traffic management through Cisco Ether Channel hashing or static port pinning
Maximum per c7000 enclosure	8	2	8
Part number	658247-B21 737220-B21 (TAA)	689638-B21	641146-B21 657787-B21
Warranty in year(s) (parts/labor/on-site)	1/1/1	1/1/1	1/1/1




## Interconnects: Ethernet Adapters for HPE BladeSystem c-Class Gen8/Gen9 servers

Find a complete list of products in the adapters portfolio; visit: [hpe.com/servers/proliantnics](http://hpe.com/servers/proliantnics)



	HPE FlexFabric 10 Gb 2-port 536FLB Adapter	HPE FlexFabric 20 Gb 2-port 650FLB Adapter	HPE FlexFabric 20 Gb 2-port 650M Adapter	HPE FlexFabric 20 Gb 2-port 630FLB Adapter	HPE FlexFabric 20 Gb 2-port 630M Adapter
<b>Hardware features</b>					
<b>TOE, accelerated iSCSI, and iSCSI boot</b>	TOE, accelerated iSCSI, and iSCSI boot	Accelerated iSCSI, and iSCSI boot	Accelerated iSCSI, and iSCSI boot	TOE, accelerated iSCSI, and iSCSI boot	TOE, accelerated iSCSI, and iSCSI boot
<b>Blade server type</b>	Gen9, Gen10	Gen9, Gen10, and BL460c Gen8	Gen9, Gen10, and BL460c Gen8	Gen8/Gen9/Gen10	Gen8/Gen9/Gen10
<b>IEEE compliance</b>	802.1p, 802.1Q, 802.3, 802.3ad, and 802.3x, IEEE 1588, 802.1AS	802.3ae, 802.1Q, 802.3x, 802.1p, 802.3ad/LACP, 802.1AB (LLDP), 802.1Qbg, 802.1Qbb, 802.1Qaz, 802.3ap	802.3ae, 802.1Q, 802.3x, 802.1p, 802.3ad/LACP, 802.1AB (LLDP), 802.1Qbg, 802.1Qbb, 802.1Qaz, 802.3ap	802.3, 802.1ab, 802.3x, 802.3ad, 802.3p, 802.1q, 802.3ae, 802.1au, 802.3ap, 802.1as, 802.1Qaz, 802.1Qbb, and IEEE 1588	IEEE 802.3, 802.1ab, 802.3x, 802.3ad, 802.3p/802.1q, 802.3ae, 802.1qau, 802.3ap, 802.1as, 802.1Qaz, and 802.1Qbb
<b>Ports/type</b>	2 x 10 Gb	2 x 10/20 Gb	2 x 10/20 Gb	2 x 10/20 Gb	2 x 10/20 Gb
<b>Form factor</b>	x8 PCIe 3.0, FlexibleLOM	x8 PCIe 3.0, FlexibleLOM	x8 PCIe 3.0, type 1 card	x8 PCIe 3.0, FlexibleLOM	x8 PCIe 3.0, type 1 card
<b>Network controller</b>	QLogic 57840S	Emulex XE-104	Emulex XE-104	QLogic 57840S	QLogic 57840S
<b>Software features</b>					
<b>Adapter teaming</b>	Yes	Yes	Yes	Yes	Yes
<b>PXE</b>	Yes	Yes	Yes	Yes	Yes
<b>Warranty in year(s) (parts/labor/on-site)</b>	1/0/0	1/0/0	1/0/0	1/0/0	1/0/0



	HPE Ethernet 10 Gb 2-port 570FLB Adapter	HPE Ethernet 10 Gb 2-port 570M Adapter	HPE Ethernet 10 Gb 2-port 560FLB Adapter	HPE Ethernet 10 Gb 2-port 560M Adapter	HPE FlexFabric 10 Gb 2-port 554M Adapter	HPE FlexFabric 10 Gb 2-port 554FLB Adapter
<b>Hardware features</b>						
<b>TOE, accelerated iSCSI, and iSCSI boot</b>	No	No	–	TOE	TOE, accelerated iSCSI, iSCSI boot	TOE, accelerated iSCSI, iSCSI boot
<b>Blade server type</b>	Gen8	Gen8	Gen8/Gen9/Gen10	Gen8/Gen9	Gen8	Gen8
<b>IEEE compliance</b>	IEEE 802.3, 802.3x, 802.3ad, 802.3p, 802.1q, 802.3ae	IEEE 802.3, 802.3x, 802.3ad, 802.3p, 802.1q, 802.3ae	802.3, 802.1ab, 802.3x, 802.3ad, 802.3p, 802.1q, 802.3ae, 802.1au, 802.3ap, 802.1as, 802.1qaz, 802.1Qbb, IEEE 1588	IEEE 802.3, 802.1ab, 802.3x, 802.3ad, 802.3p/802.1q, 802.3ae, 802.1qau, 802.3ap, 802.1as, 802.1qaz, 802.1Qbb	IEEE 802.1p, 802.1q, 802.1qau, 802.3ad, 802.3ae, 802.3ap (10GBASE-KX4), and 802.3x	IEEE 802.1p, 802.1q, 802.1qau, 802.3ad, 802.3ae, 802.3ap (10GBASE-KX4), and 802.3x
<b>Ports/type</b>	2 x 10 Gb	2 x 10 Gb	2 x 10 Gb	2 x 10 Gb	2 x 10 Gb	2 x 10 Gb
<b>Form factor</b>	x8 PCIe 2.0, FlexibleLOM	x8 PCIe 2.0, type I card	FlexibleLOM	x8 PCIe 2.0, type A card	x8 PCIe 2.0, type A card	x8 PCIe 2.0, FlexibleLOM
<b>Network controller</b>	Solarflare SFC9120	Solarflare SFC9120	Intel® 82599	Intel 82599	Emulex BE3	Emulex BE3
<b>Software features</b>						
<b>Adapter teaming</b>	No	No	Yes	Yes	Yes	Yes
<b>PXE</b>	No	No	Yes	Yes	Yes	Yes
<b>Warranty in year(s) (parts/labor/on-site)</b>	1/0/0	1/0/0	1/0/0	1/0/0	1/0/0	1/0/0

## Ethernet Adapters for HPE BladeSystem c-Class



**HPE FlexFabric 10 Gb  
2-port 534M Adapter**



**HPE FlexFabric 10 Gb  
2-port 534FLB Adapter**



**HPE Flex-10 10 Gb  
2-port 552M Adapter**



**HPE Flex-10 10 Gb  
2-port 530M Adapter**



**HPE Flex-10 10 Gb  
2-port 530FLB Adapter**



**HPE Ethernet 1 Gb  
2-port 361FLB Adapter**

### Hardware features

Server type	Gen8/Gen9/Gen10	Gen8	Blade (Gen8)	Blade (Gen8)	Blade (Gen8)	Blade (Gen8)
IEEE compliance	802.3, 802.1ab, 802.3x, 802.3ad, 802.3p, 802.1q, 802.3ae, 802.1au, 802.3ap, 802.1as, 802.1qaz, 802.1Qbb, IEEE 1588	802.1p, 802.1Q, 802.3, 802.3ad, and 802.3x, IEEE 1588, 802.1AS	IEEE 802.1p, 802.1q, 802.1qau, 802.3ad, 802.3ae, 802.3ap (10GBASE-KX4), and 802.3x	IEEE 802.3, 802.3ab, 802.3u, 802.3x, 802.3ad, 802.3p, 802.1q, 802.3ae, and 802.3ap	IEEE 802.3, 802.1ab, 802.3x, 802.3ad, 802.3p, 802.1q, 802.3ae, 802.1au, and 802.3ap	802.1p, 802.1Q, 802.3, 802.3ad, and 802.3x, IEEE 1588, 802.1AS
Ports/type	2 x 10 Gb	2 x 10 Gb	2 x 10 Gb	2 x 10 Gb	2 x 10 Gb	2 x 1 Gb
Form factor	x8 PCIe, type I card	FlexibleLOM	x8 PCIe 2.0, type A card	x8 PCIe 2.0, type A card	x8 PCIe 2.0 FlexibleLOM	FlexibleLOM
Network controller	QLogic 57810S	QLogic 57810S	Emulex BE3	QLogic 57810S	QLogic 57810S	Intel i350
Software features						
Adapter teaming	Yes	Yes	Yes	Yes	Yes	Yes
PXE	Yes	Yes	Yes	Yes	Yes	Yes
TOE, accelerated iSCSI, and iSCSI boot	TOE, accelerated iSCSI, and iSCSI boot	TOE, accelerated iSCSI, and iSCSI boot	TOE	TOE	TOE	–
Warranty in year(s) (parts/labor/on-site)	1/0/0	1/0/0	1/0/0	1/0/0	1/0/0	1/0/0



**HPE NC553m 10 Gb  
2-port FlexFabric  
Adapter**



**HPE NC532m 2-port  
Flex-10 10GbE Adapter**



**HPE Ethernet 1 Gb  
4-port 366M Adapter**



**HPE NC364m  
Quad-Port 1GbE  
Adapter**



**HPE NC360m  
Quad-Port 1GbE  
Adapter**



**HPE 10Gbase-T SFP+  
Transceiver**

### Hardware features

Server type	Blade	Blade	Blade (Gen8)	Blade	Blade	Blade
IEEE compliance	IEEE 802.1p, 802.1q, 802.1qau, 802.3u, 802.3ad, 802.3ae, 802.3ap (10GBASE-KX4), 802.3x, and 802.3z	IEEE 802.3u, 802.3x, 802.3ad, 802.1p, 802.1q, 802.3z, 802.3ae, and 802.3ap (10GBASE-KX4)	802.1p, 802.1Q, 802.3, 802.3ad, and 802.3x, IEEE 1588, 802.1AS	IEEE 802.1p, 802.1Q, 802.3, 802.3ad, and 802.3x	IEEE 802.1p, 802.1Q, 802.3, 802.3ad, and 802.3x	IEEE 802.3, 802.3ad, 802.3ae, 802.3an
Ports/type	2 x 10 Gb	2 x 10 Gb	4 x 1 Gb	4 x 1 Gb	4 x 1 Gb	1 x 10 Gb
Form factor	x8 PCIe 2.0, type I card	x8 PCIe 2.0, type I card	x4 PCIe, type I card	x4 PCIe, type I card	x4 PCIe, type I card	Transceiver
Network controller	Emulex BE3	Broadcom 57711	Intel i350	Dual Intel 82571EB	Intel 82571EB	–
Software features						
Adapter teaming	–	Yes	Yes	PXE boot with VC modules only	PXE boot with VC modules only	–
PXE	–	Yes	Yes	Yes (Windows)	Yes (Windows)	–
TOE, accelerated iSCSI, and iSCSI boot	TOE, accelerated iSCSI, iSCSI boot	TOE, accelerated iSCSI	–	–	–	–
Warranty in year(s) (parts/labor/on-site)	1/0/0	1/0/0	1/0/0	1/0/0	1/0/0	1/0/0

## Interconnects: Direct Connect SAS Switch



**HPE 6 Gb SAS Switch for HPE BladeSystem c-Class**

<b>Performance</b>	6 Gb/s SAS
<b>Port configuration</b>	16 internal (2x) SAS ports, 8 external (4x) SAS ports
<b>Management features</b>	Virtual SAS Manager (VSM) GUI and CLI allows port based and bay based configuration
<b>High-availability features</b>	Redundant switches; hot-pluggable; non-disruptive software upgrades, dual domain support
<b>Protocols supported</b>	SAS
<b>Warranty in year(s)<sup>8</sup> (parts/labor/on-site)</b>	1/1/1
<b>HPE related offerings</b>	HPE Direct Connect SAS Controllers
<b>Capacity for server blades</b>	External SAS JBOD (D6000) SAS storage: Each BladeSystem enclosure supports up to four HPE MSA P2000 G3 storage arrays

## HPE Smart Array Controllers



	<b>HPE Smart Array P731m/P741m Controllers</b>	<b>HPE Smart Array P721m Controller</b>	<b>HPE Smart Array P712m Controller</b>	<b>HPE Smart Array P711m Controller</b>	<b>HPE Smart Array P246br HBA</b>	<b>HPE Smart Array H244br HBA</b>	<b>HPE Smart Array P244br HBA</b>
<b>Performance</b>	6 Gb/s SAS with 2 Gb FBWC (P731m) 12 Gb/s SAS with 4 Gb FBWC (P741m)	6 Gb/s SAS includes either a 512 MB or 2 GB FBWC	6 Gb/s SAS available 256 MB cache	6 Gb/s SAS includes 1 GB FBWC	12 Gb/s SAS with 1 Gb FBWC	12 Gb/s SAS with zero memory	HPE Smart Array P244br HBA
<b>Port configuration</b>	4 external (2x) SAS ports	4 external (2x) SAS ports	2 internal (1x) SAS ports, 2 external (2x) SAS ports (only enabled with cache)	4 external (2x) SAS ports	4 internal SAS ports	2 internal SAS ports	2 internal SAS ports
<b>Management features</b>	Online array expansion, RAID migration, online spares, and Virtual SAS Manager	Online array expansion, RAID migration, online spares, and Virtual SAS Manager	Online array expansion, RAID migration, online spares (with cache), and Virtual SAS Manager	Online array expansion, RAID migration, online spares, and Virtual SAS Manager	HPE SSA Smart Array management with online array expansion, RAID migration	HPE SSA Smart HBA management	HPE SSA Smart Array management with online array expansion, RAID migration
<b>High-availability features</b>	Flash backed write cache, RAID 0, 1, 10, 5, 50, 6, 60, 1 ADM, 10 ADM	Flash backed write cache, RAID 0, 1, 10, 5, 50, 6, 60, 1 ADM, 10 ADM	RAID 0, 1, 10, 5, and 50 (on shared storage)	Flash backed write cache, RAID 0, 1, 5, 6, 50, and 60	RAID mode or HBA mode, flash backed write cache (FBWC), RAID 0, 1	RAID mode or HBA mode	RAID mode or HBA mode, flash backed write cache (FBWC), RAID 0 or 1
<b>Protocols supported</b>	3/6 Gb/s SAS, 3/6 Gb/s SATA	3/6 Gb/s SAS, 3/6 Gb/s SATA	6 Gb/s SAS, 3 Gb/s SATA	3/6 Gb/s SAS, 1.5/3 Gb/s SATA	Up to 12 Gb/s SAS or 6 Gb/s SATA	Up to 12 Gb/s SAS or SATA	Up to 12 Gb/s SAS or SATA
<b>Warranty in year(s)<sup>9</sup> (parts/labor/on-site)</b>	3/0/0	3/0/0	3/0/0	3/0/0	3/0/0	3/0/0	3/0/0

<sup>8</sup>, <sup>9</sup> Or the warranty of the server that holds the adapter, whichever is greater.



## Interconnects: InfiniBand Switch Module




**HPE BLc 4X QDR IB Switch**



**HPE BLc 4X DDR IB G2 Switch**

	HPE BLc 4X QDR IB Switch	HPE BLc 4X DDR IB G2 Switch
<b>Performance</b>	40 Gb/s (QDR) per port, 2.5 Tb/s switching capacity	20 Gb/s (DDR) per port, 1.28 Tb/s switching capacity
<b>Port configuration</b>	16 4X QDR QSFP uplink ports	16 4X DDR QSFP uplink ports
<b>Management features</b>	Externally managed	Externally managed
<b>Support notes</b>	Requires subnet manager on the fabric. Supported only on new RoSH 6 of 6 compliant c7000 enclosure	Requires subnet manager on the fabric
<b>Protocols supported</b>	IBTA	IBTA
<b>Warranty<sup>10</sup></b>	1-year parts exchange	1-year parts exchange

## Interconnects: InfiniBand Mezzanine HCA



**HPE 4X QDR IB Dual-Port Mezzanine HCA**



**HPE 4X DDR IB Dual-Port Mezzanine HCA**

	HPE 4X QDR IB Dual-Port Mezzanine HCA	HPE 4X DDR IB Dual-Port Mezzanine HCA
<b>Performance</b>	4x quad data rate (40 Gb/s)	4x double data rate (20 Gb/s)
<b>Port configuration</b>	Dual-port	Dual-port
<b>Management features</b>	OFED driver stack	OFED driver stack
<b>Supported ProLiant BL</b>	BL280c G6, BL460c G6, and BL490c G6	BL260c G5, BL280c G6, BL2x220c G5, BL460c, BL460c G5, BL460c G6, BL465c G5, BL480c, BL490c G6, BL495c G5, BL680c G5, BL685c, BL685c G5, and BL685c G6
<b>Supported Integrity BL</b>	N/A	BL860c
<b>Warranty<sup>11</sup></b>	1-year parts exchange	1-year parts exchange

<sup>10</sup>, <sup>11</sup> Or the warranty of the server that holds the adapter, whichever is greater.

## Step 4: Choose your server blades

HPE ProLiant servers are faster, smarter, and more efficient so businesses can embrace the New Style of IT. With the broad portfolio, HPE server blades deliver the right compute, for the right workload, at the right time.



### HPE ProLiant BL460c Gen10

The secure standard for server blades delivers the ideal balance of performance, scalability, and expandability, making it the standard for dense data center computing.

<b>Number of processors</b>	1 or 2
<b>Maximum number of cores per blade</b>	52
<b>Processor family</b>	Intel® Xeon® Scalable Family processors
<b>Maximum processor frequency</b>	3.5 GHz
<b>Memory slots</b>	16
<b>Maximum memory per server</b>	2 TB <sup>12</sup>
<b>Networking ports (embedded)</b>	None
<b>Maximum FlexibleLOM ports</b>	2
<b>Maximum drive bays</b>	2 SFF SATA/SAS/SSD, NVMe, or 4 uFF
<b>Maximum internal storage</b>	7.68 TB
<b>I/O expansion slots</b>	2 PCIe 3.0 mezzanine
<b>Form factor</b>	Half-height server blade 16 per 10U enclosure 8 per 6U enclosure
<b>UEFI support</b>	Yes
<b>Management</b>	HPE iLO 5 HPE OneView HPE Insight Online
<b>Warranty in year(s)<sup>13</sup> (parts/labor/on-site)</b>	3/3/3

Server blade options, including memory DIMMs and hard drives, are available on select models. For more information, visit [hpe.com/info/qualifiedoptions](https://hpe.com/info/qualifiedoptions) or [hpe.com/us/en/product-catalog/servers/integrity-servers.hits-12.html](https://hpe.com/us/en/product-catalog/servers/integrity-servers.hits-12.html).

<sup>12</sup> With 128 GB DIMMs.

<sup>13</sup> Or the warranty of the server that holds the adapter, whichever is greater.





## HPE ProLiant BL460c Gen10 Server Blade

The 2-socket workhorse server blade helps transform legacy infrastructure into an agile and secure foundation for operational simplicity.

### Scale business performance with secure workload delivery

Designed for a wide range of configuration and deployment options, the HPE ProLiant BL460c Gen10 Server Blade provides the flexibility to enhance your core IT applications with secure workload operations—resulting in improved IT economics, increased business agility and simplified, converged operations—for lower total cost of ownership (TCO). This performance workhorse adapts to any demanding blades environment, including virtualization, IT and web infrastructure, collaborative systems, cloud, and high-performance computing. HPE OneView, the converged management platform, accelerates IT service delivery through a software-defined approach to manage it all.

#### More performance

The HPE ProLiant BL460c Gen10 Server Blade delivers up to a 25 percent performance increase with the new Intel Xeon Scalable Family processors<sup>14</sup> and the enhanced HPE DDR4 SmartMemory at speeds up to 2,666 MT/s. A new HPE Persistent Memory 16GB NVDIMM module enables breakthrough performance for faster business decisions with databases and analytics workloads.

#### More flexibility

New flexible internal storage controller options strike the right balance between performance and price, helping to lower overall TCO.

#### More storage options

With the BL460c Gen10 Server Blade, you now have uFF support for 4 drives, in addition to NVMe PCI SSD support, internal USB 3.0, as well as future support for redundant microSD and optional M.2 support for a variety of system boot alternatives.

#### The path to Composable experience

HPE BladeSystem and HPE OneView deliver a single infrastructure and single management platform with automation for rapid delivery of service and rock-solid reliability to increase productivity while reducing operational effort and cost. HPE BladeSystem with HPE OneView puts you on the path to Composable infrastructure, empowering IT to deliver cloud native apps for the idea economy while delivering operational efficiency and simplicity for traditional infrastructure. A Composable infrastructure is an infrastructure for the idea economy that is fluid and is optimized to deliver infrastructure in seconds for both traditional and new apps. The path to Composable infrastructure is through HPE BladeSystem with HPE OneView Only.

<sup>14</sup> Intel Performance Benchmark Library

## Key features and benefits

### Increase performance

- The BL460c Gen10 Server Blade offers a performance boost with up to two Intel Xeon Scalable Family processors per server blade—up to 26 cores.
- The enhanced HPE SmartMemory with DDR4 runs at speeds up to 2,666 MT/s while operating at two dual in-line memory modules (DIMMs) per channel.

### Boost business performance with new storage, application, and I/O enhancements

- The BL460c Gen10 Server Blade includes an HPE Dynamic Smart Array S100i as a standard feature, or HPE Smart Array P204i-b/1 GB FBWC for performance or NVMe pass-through. Both offer support for 12 GB SAS speeds for the two internal drives.
- HPE DDR4 SmartMemory technology is available only on ProLiant Gen10 servers, offering unmatched quality, performance, and manageability, when compared to industry-standard memory.
- ProLiant Gen10 servers with new Persistent Memory<sup>15</sup> unlocks new levels of performance and resiliency, enabling faster business decisions in database management workloads.
- Enhanced memory performance, up to 128 GB DIMMs<sup>15</sup> along with the benefit of reduced power—16 DIMM slots with 2,666 MT/s DDR4 and eight slots per processor socket.
- Two x 16 PCIe 3.0 I/O expansion slots can support the highest performing mezzanine option cards now, as well as in the future.
- The FlexibleLOM lets you update technology based on networking demands, helping you customize server networking and scale up to future demands without the need to overhaul existing server hardware. It offers a choice of bandwidth and fabric (Ethernet, FCoE, and InfiniBand), supports wake-on-LAN functionality, and provides a shared HPE iLO port for ease of use.


The optional HPE Virtual Connect FlexFabric-20/40 F8 Module accelerates server virtualization and delivers converged data center services at the speed of business through the industry's first 20 Gb server-to-network converged solution.

- The BL460c Gen10 offers support for up to 16 Gb Fibre Channel HBA.

Learn more at [hpe.com/servers/bl460c](https://hpe.com/servers/bl460c)

<sup>15</sup> Available Q317

## HPE ProLiant BL460c Gen10



<b>Compute</b>	Up to two Intel Xeon Scalable Family processor, 4/6/8/10/12/14/16/18/20/22/24/26 cores
<b>Support drives</b>	Two hot-plug drive bays SATA/SAS/SSD/NVMe or up to four uFF drives
<b>Storage</b>	Standard HPE Dynamic Smart Array S100i or HPE Smart Array P204i-b for performance or additional features
<b>Storage FBWC</b>	1 GB DDR3-1,866 MHz, 72-bit wide bus at 14.9 GB/s on P204i-b
<b>Storage battery</b>	HPE BLc 12 W Smart Storage Battery <b>Note:</b> Comes standard with any SKU using the HPE Smart Array P244br
<b>Networking</b>	Choice of 2 x 10GbE, FlexFabric 10 Gb, FlexFabric 10/20 Gb
<b>USB ports/SD/other</b>	1 x USB 3.0 (internal), 1 x USB 3.0 (external, reserved for HPE iLO direct server access), 1 x microSD, future optional Dual microSD/future optional M.2 support
<b>On-premise management</b>	HPE OneView and HPE iLO Advanced for BladeSystem
<b>On-cloud management</b>	HPE Insight Online with enhanced mobile app
<b>On-system management</b>	HPE iLO, SPP, SUM, Scripting Tools (Scripting Toolkit for Linux and Windows, Scripting Tools for Windows PowerShell, and RESTful Interface Tool)
<b>Power and cooling</b>	Enclosure-based (94 percent Platinum Plus)
<b>Power and cooling industry compliance</b>	ASHRAE A3 (limited configurations)
<b>Power and cooling discovery services</b>	Enclosure-based
<b>Power and cooling location discovery services</b>	Enclosure-based
<b>System ROM</b>	UEFI or Legacy
<b>Warranty</b>	Three-year parts, three-year labor, three-year on-site



#### HPE ProLiant BL660c Gen9

The ideal four-socket dense form factor without compromising on performance, scalability, and expandability.


<b>Number of processors</b>	2 or 4
<b>Maximum number of cores per blade</b>	88
<b>Processor family</b>	Intel Xeon E5-4600 v4 or v3
<b>Maximum processor frequency</b>	3.2 GHz
<b>Memory slots</b>	32
<b>Maximum memory per server</b>	4.0 TB <sup>16</sup>
<b>Networking ports (embedded)</b>	None
<b>Maximum FlexibleLOM ports</b>	4
<b>Maximum drive bays</b>	4 SFF SATA/SAS/SSD or 2 NVMe
<b>Maximum internal storage</b>	7.68 TB
<b>I/O expansion slots</b>	3 PCIe 3.0 mezzanine
<b>Form factor</b>	Full-height server blade 8 per 10U enclosure 4 per 6U enclosure
<b>UEFI support</b>	
<b>Management</b>	HPE iLO 4 HPE OneView HPE Insight Online
<b>Warranty in year(s)<sup>17</sup> (parts/labor/on-site)</b>	3/3/3
<b>HPE related offerings</b>	
<b>Support services<sup>18</sup></b>	HPE 3-year 4-hour 24x7 Proactive Care Service and HPE Startup BladeSystem or HPE Install c-Class Server Blade Service
<b>Storage</b>	Choose from a complete portfolio of internal and external storage
<b>Infrastructure management</b>	HPE OneView delivers automated lifecycle management from a single, integrated platform. Matrix Operating Environment for advanced infrastructure management across HPE ProLiant blades. Refer to the product documentation for the latest product support.

Server blade options, including memory DIMMs and hard drives, are available on select models. For more information, visit [hpe.com/info/qualifiedoptions](https://hpe.com/info/qualifiedoptions) or [hpe.com/us/en/product-catalog/servers/integrity-servers.hits-12.html](https://hpe.com/us/en/product-catalog/servers/integrity-servers.hits-12.html).


<sup>16</sup> With 128 GB DIMMs.

<sup>17</sup> Or the warranty of the server that holds the adapter, whichever is greater.

<sup>18</sup> All blades within a single HPE BladeSystem enclosure must be at the same service level.



**HPE 1.6TB Read Intensive Mezzanine PCIe Workload Accelerator for BladeSystem c-Class**



**HPE 1.2TB Read Intensive Mezzanine PCIe Workload Accelerator for BladeSystem c-Class**

	HPE 1.6TB Read Intensive Mezzanine PCIe Workload Accelerator for BladeSystem c-Class	HPE 1.2TB Read Intensive Mezzanine PCIe Workload Accelerator for BladeSystem c-Class
<b>Usable capacity</b>	1.6 TB	1.2 TB
<b>Max sequential throughput</b>	Reads 2,400 MiB/s, Writes 1,500 MiB/s	Reads 2,200 MiB/s, Writes 1,300 MiB/s
<b>Access latency (4KiB, Q1)</b>	Reads 117 microseconds, Writes 27 microseconds	Reads 115 microseconds, Writes 28 microseconds
<b>IOPS (4KiB, Q16)</b>	Read 83,000 IOPS, Write 83,000 IOPS	Read 81,000 IOPS, Write 83,000 IOPS
<b>Form factor</b>	Mezzanine	Mezzanine
<b>PCI Express</b>	PCI Express 2.0 x 8	PCI Express 2.0 x 8
<b>Warranty</b>	<b>3/0/0</b>	<b>3/0/0</b>

#### **“How do we enable anywhere, anytime application and information delivery, while also ensuring the protection of corporate information and minimizing management?”**

For many companies, the answer is to virtualize the desktop environment and deploy a flexible work style strategy with initiatives such as bring your own device (BYOD). BYOD enables workers to use their own smartphone, tablet, or laptop for business purposes, but with important improvements: device management and application delivery take place in the data center, not on the end-point device. This approach offers many advantages:

- Increased worker productivity and empowerment
- Lower desktop costs
- Company information remains secure behind the corporate firewall, even when an end-user device is lost or stolen

#### **HPE client virtualization solutions**

Today's workforce is global and mobile. Workers have new expectations for data and application delivery. They want seamless collaboration, eLearning, and unified communications (i.e., instant messaging and video conferencing) capabilities. They demand support for next-generation applications that can transform the way they work. And they want the ability to work from any location, at any time, using any device.

While this new work paradigm has distinct advantages—with increased productivity topping the list—it also presents new challenges. For example, managing a large distributed workforce is complex and time consuming. Security breaches are also a major concern, regardless of the end-point device being used.

Hewlett Packard Enterprise delivers both enterprise and small/midsize business (SMB) reference architectures integrated with Citrix®, Microsoft, and VMware software that explain how to:

- Provide secure access to applications and desktops by supporting hosted-shared, VDI desktops and application virtualization, while also optimizing the efficiency of the IT infrastructure.
- Improve efficiency using a single, common, modular, standards-based platform like HPE BladeSystem to support all types of workloads, from task workers to workstation-class graphics users.
- Speed the deployment of client virtualization solutions, enhance the worker experience, and boost productivity.

Learn more about HPE client virtualization solutions at [hpe.com/info/cv](https://hpe.com/info/cv)

HPE ProLiant WS460c Gen9 Graphics Server Blades



HPE ProLiant WS460c Gen9 Graphics Server Blade



HPE ProLiant WS460c Gen9 Graphics Server Blade with Expansion

High-density workstation-class compute power with data center-class security and scalability. And now with support for multiple media-rich PC users per blade with AMD FirePro and NVIDIA® GRID graphics cards.

Number of processors	1 or 2	1 or 2
Maximum number of cores	44	44
Processor family	Intel Xeon E5-2600 v4 or v3	Intel Xeon E5-2600 v4 or v3
Maximum processor frequency	3.5 GHz	3.5 GHz
Memory slots	16	16
Maximum memory per server	1 TB	1 TB
Maximum FlexibleLOM ports	2	2
Maximum drive bays	2 SFF SATA/SAS/SSD/NVMe	2 SFF SATA/SAS/SSD/NVMe
Maximum internal storage	7.68 TB	7.68 TB
I/O expansion slots	2 PCIe x16 (Gen3) mezzanine slots	2 full-size, full-height, PCIe x16 (Gen3) slots
Graphics	1 NVIDIA Quadro M3000SE/K3100M or 1 NVIDIA Tesla M6 or 1 AMD S7100X	HPE MultiGPU Carrier (4 NVIDIA Tesla M6) or (4 AMD S7100X) or (6 NVIDIA Quadro K3100M) or 1 NVIDIA GRID K2/K1 or 1 NVIDIA Quadro K6000/K5000 or up to 2 NVIDIA Quadro K4000
Form factor	Half-height server blade, 16 per 10U enclosure, 8 per 6U enclosure	Half-height, double-width server blade, 8 per 10U enclosure, 4 per 6U enclosure
Warranty in year(s) (parts/labor/on-site)	3/3/3	3/3/3

Note: Photo shown with optional NVIDIA Quadro graphics installed.

Mezzanine graphics



NVIDIA Quadro K3100M mezzanine graphics card



NVIDIA Quadro M3000SE



NVIDIA Tesla M6 mezzanine graphics adapter




AMD S7100X mezzanine graphics card


Mezzanine slot	MXM3 type-B mezzanine, single card	MXM3 type-B mezzanine, single card	MXM3 type-B mezzanine, single card	MXM3 type-B mezzanine, single card
GPU cores	NVIDIA CUDA, 768	NVIDIA CUDA, 1024	NVIDIA CUDA, 1536	GFXIP8, 2048
Memory size	4 GB (GDDR5)	4 GB (GDDR5)	8 GB (GDDR5)	8 GB (GDDR5)
PCI Express	x16 Gen3	x16 Gen3	x16 Gen3	x16 Gen3




## Graphics for Expansion Blade



**HPE MultiGPU Carrier**  
(shown with six NVIDIA  
Quadro K3100M)  
(two carriers)



**HPE MultiGPU Carrier with  
NVIDIA M6 (two per carrier)**



**HPE MultiGPU Carrier with  
AMD S7100X (two per carrier)**



**NVIDIA GRID K2**



**NVIDIA GRID K1**

	Single-width, dual cards	Single-width	Single-width	Double-width, single card only	Double-width, single card only
<b>PCIe form factor</b>	Single-width, dual cards	Single-width	Single-width	Double-width, single card only	Double-width, single card only
<b>GPU cores</b>	240 per GPU	768 per GPU	2048 per GPU	3072 (2 GPUs)	768
<b>Memory size</b>	2 GB (GDDR5) per GPU	8 GB per GPU	8 GB per GPU	8 GB (GDDR5)	16 GB (GDDR3)
<b>PCI Express</b>	PCIe x16 (Gen3)	PCIe x16 (Gen3)	PCIe x16 (Gen3)	PCIe x16 (Gen3)	PCIe x16 (Gen3)



**NVIDIA Quadro K6000**



**NVIDIA Quadro K5000**



**NVIDIA Quadro K4000**



**NVIDIA Quadro M6000**



**NVIDIA Quadro M5000**

	Double-width, single card only	Double-width, single card only	Single-width, dual cards	Double-width, single card only	Double-width, single card only
<b>PCIe form factor</b>	Double-width, single card only	Double-width, single card only	Single-width, dual cards	Double-width, single card only	Double-width, single card only
<b>NVIDIA CUDA cores</b>	2,880	1536	768	3,072	2,048
<b>Memory size</b>	6 GB (GDDR5)	4 GB (GDDR5)	3 GB (GDDR5)	12 GB (GDDR5)	8 GB (GDDR5)
<b>PCI Express</b>	PCIe x16 (Gen3)	PCIe x16 (Gen2)	PCIe x16 (Gen2)	PCIe x16 (Gen3)	PCIe x16 (Gen3)

HPE BladeSystem is one of the most affordable ways to connect servers to your Fibre Channel-based SAN. The BladeSystem architecture reduces cables and transceivers and can help you save up to 64 percent<sup>19</sup> compared to traditional rack-mount environments. For more information on SAN options from HPE, visit [hpe.com/storage](http://hpe.com/storage).

## Step 5: Choose your storage infrastructure

Connect to external HPE SAN, NAS, and backup solutions, or put storage solutions inside the BladeSystem enclosure, side by side with your server blades, to quickly add storage expansion and data protection—without adding a single cable.

### HPE BladeSystem storage options

In addition to internal storage blades supported by HPE BladeSystem, you can also choose to connect to any member of the HPE Converged Storage portfolio. This portfolio spans from entry-level options to multi-petabyte, all-flash arrays that deliver millions of IOPS and sub-millisecond latencies. Built on modular, industry-standard hardware, scale-out federated software, and integrated management, HPE Converged Storage delivers the simplicity, efficiency, and agility you need to support virtualization, the cloud, and IT as a Service (ITaaS).

In addition to storage blade, your converged storage options include both systems-based, service level-optimized storage such as HPE 3PAR StoreServ Storage arrays and HPE StoreOnce System backup appliances, as well as cost-optimized virtual storage appliances (VSAs) for those looking to add data services using a software-defined storage approach.

Add further efficiency and IT agility with streamlined storage and networking solutions. Many HPE 3PAR StoreServ Storage systems, including all-flash and converged flash arrays, can be directly connected to HPE Virtual Connect FlexFabric modules with HPE's Flat SAN direct-attach technology to help reduce infrastructure and simplify your storage solution.

<sup>19</sup> Windows and Linux-managed nodes.

## HPE BladeSystem Storage options (internal)



### HPE D2220sb Storage Blade\*

Delivers direct-attach storage for the adjacent Gen8 server blade, and shared iSCSI storage with StoreVirtual VSA software.




### HPE StoreEasy 3850 Gateway Blade Storage

Efficient, secure, and highly available NAS gateways to easily address the file and application storage for SANs.

<b>Interconnect</b>	Direct-attach over PCIe (iSCSI SAN storage when configured with HPE StoreVirtual VSA on server blade)	SAN connect: SMB (CIFS), NFS, FTP and FTPS, HTTP and HTTPS, WebDAV, iSCSI
<b>Drives supported</b>	Up to 12 SFF SAS, SATA, SAS/SATA SSD drives	Enterprise SAS HDDs or SSDs for internal OS drives only
<b>Maximum capacity</b>	Up to 24 TB raw SAS Up to 24 TB raw SATA	Gateway to unlimited external storage (0 GB usable; internal drive capacity for OS mirror only)
<b>Form factor</b>	Half-height storage blade	Half-height storage blade
<b>RAID levels supported</b>	RAID 0, 1, 10, 5, and 6	OS drives configured with RAID 0, 1, 10, and 6
<b>Warranty<sup>20</sup></b>	Hardware—3-year NBD parts only Software—3-year 9x5 remote technical support	3-year parts exchange, 3-year labor, 3-year on-site, and next business day response for hardware; 1-year 9x5 telephone support for software
<b>HPE related offerings</b>		
<b>Support services<sup>21</sup></b>	Installation and Startup for HPE BladeSystem Infrastructure and 3-year, 24x7 hardware support	3-year, Support Plus 24 and enhanced 3-year, Proactive 24 service

\* Supports Gen8 blade servers as well as BL460c and BL660c Gen9



### HPE IO Accelerator G2 for HPE BladeSystem c-Class

Ideal for organizations faced with increasing demands for better application performance from their technology infrastructure.

<b>Capacity</b>	365 GB, 785 GB, 1.2 TB native maximum, depending on model
<b>ProLiant server blade supported</b>	Gen8
<b>Maximum IOPS</b>	530,000 IOPS
<b>Supported operating systems</b>	Microsoft Windows Server® 2008 (x86_64-bit only) R1 with SP2 or higher, Microsoft Windows Server 2008 (x86_64-bit only) R2, Microsoft Windows Hyper-V, Red Hat Enterprise Linux 5.7 (AMD64/EM64T), Red Hat Enterprise Linux 6.1 (AMD64/EM64T), SUSE Linux Enterprise Server 10 (AMD64/EM64T), SUSE Linux Enterprise Server 11 (AMD64/EM64T), VMware® ESX® 4.1, VMware® ESXi™ 5.x
<b>Warranty<sup>22</sup></b>	3-year parts only

<sup>20</sup>, <sup>22</sup> Or the warranty of the server that holds the adapter, whichever is greater.

<sup>21</sup> All blades within a single HPE BladeSystem enclosure must be at the same service level.

## HPE BladeSystem Storage options (software-defined)

### HPE StoreVirtual Virtual Storage Appliance (VSA)

This affordable, software-defined storage solution provides you with flexible deployment choices to reduce complexity and cost by co-locating virtualized applications and shared storage.

### HPE StoreOnce Virtual Storage Appliance (VSA)

Extends the deployment options for HPE StoreOnce System with the agility and flexibility of a virtual appliance, removing the need to install dedicated hardware. This provides a flexible and a cost-effective backup target for virtualized server environments.

Hardware support	Runs on all HPE ProLiant or third-party servers and c-Class server blades certified with VMware vSphere®, Microsoft Hyper-V, or KVM	Runs on all HPE ProLiant or third-party servers and c-Class server blades certified with VMware ESXi, Microsoft Hyper-V, or Ubuntu KVM
Warranty standard statement	3-year or 5-year HPE software support standard; 9x5 business hours phone support (software technical support and software product and documentation updates)	3-year or 5-year HPE software support standard; 9x5 business hours phone support (software technical support and software product and documentation updates)
Software licensing terms	License keys enable all features of the HPE StoreVirtual VSA, including storage clustering, application-managed snapshots and Remote Copy. Keys are required for each individual VSA instance. Licenses available for up to 4 TB, 10 TB, or 50 TB usable capacity.	The StoreOnce VSA has an all-inclusive license which includes the StoreOnce Catalyst, Replication and Security Pack features and entitlement to HPE technical support. Licenses available for up to 4 TB, 10 TB, or 50 TB usable capacity. Capacity upgrade licenses are available.
Download location	Free 1 TB license available at: <a href="http://hp.com/us/en/products/data-storage/server-vsa.html">hp.com/us/en/products/data-storage/server-vsa.html</a>	
HPE related offerings		
Support services	HPE StoreVirtual VSA Software Installation and Startup Service HPE Proactive Select Services HPE Proactive Care 24x7 HPE Proactive Care Personalized Support	HPE StoreOnce VSA Software Installation and Startup Service HPE Proactive Select Services HPE Proactive Care 24x7 HPE Proactive Care Personalized Support

## HPE BladeSystem Storage options (external)



**HPE 3PAR StoreServ 8000 Storage**



**HPE 3PAR StoreServ 9000 Storage**



**HPE 3PAR StoreServ 20000 Storage**

<b>Interconnect</b>	16 Gb/s FC host ports; Optional 10 Gb/s iSCSI, 10 Gb/s FCoE, and 1/10 Gb/s Ethernet ports. Two built-in remote copy ports per node pair. Maximum initiators per system: 4096	16 Gb/s FC host ports; 10 Gb/s iSCSI and 10 Gb/s Ethernet ports. Two built-in remote copy ports per node pair.	16 Gb/s FC host ports; 10 Gb/s iSCSI, 10 Gb/s FCoE, and 10 Gb/s Ethernet ports. Two built-in remote copy ports per node pair.
<b>Drives supported</b>	6–960 HDDs (SAS or NL) 6–480 SSDs	576 SSDs (maximum)	2304 HDDs (maximum) 6–1152 SSDs (maximum)
<b>Maximum capacity</b>	4000 TiB, depending on model	6000 TiB	9600 TiB (flash + HDDs)
<b>RAID levels supported</b>	RAID 0, 1, 5, and 6	RAID 0, 1, 5, and 6	RAID 0, 1, 5, and 6
<b>Warranty in year(s)<sup>23</sup> (parts/labor/on-site)</b>	3/3/3 5 years for all SSDs. Wear out in years six and seven applies to media and electronic failure replacements for all SSDs	3/3/3 5 years for all SSDs. Wear out in years six and seven applies to media and electronic failure replacements for all SSDs	3/3/3 5 years for all SSDs. Wear out in years six and seven applies to media and electronic failure replacements for all SSDs
<b>HPE related offerings</b>			
<b>Support services<sup>24</sup></b>	Installation and Startup service, HPE Proactive Care 24x7; HPE Proactive Care Advanced; HPE Proactive Care Select; For a full list see: <a href="http://hpe.com/services/storage">hpe.com/services/storage</a>	Installation and Startup service, HPE Proactive Care 24x7; HPE Proactive Care Advanced; HPE Proactive Care Select; For a full list see: <a href="http://hpe.com/services/storage">hpe.com/services/storage</a>	Installation and Startup service, HPE Proactive Care 24x7; HPE Proactive Care Advanced; HPE Proactive Care Select; For a full list see: <a href="http://hpe.com/services/storage">hpe.com/services/storage</a>

<sup>23</sup> Or the warranty of the server that holds the adapter, whichever is greater.

<sup>24</sup> All blades within a single HPE BladeSystem enclosure must be at the same service level.

## HPE BladeSystem Storage options (external) (continued)



### HPE MSA Storage

Storage consolidation for small to mid-sized companies and remote locations



### HPE StoreVirtual 4000 Storage

Highly available storage for virtual server environments



### HPE D6020 Disk Enclosure

High-density, cost-effective storage for BladeSystem

<b>Interconnect</b>	8/16 Gb Fibre Channel and/or 1/10GbE iSCSI (2–4 ports per controller)	For each StoreVirtual Node: 4 (four) 1 Gb iSCSI ports; 2 (two) 10 Gb iSCSI ports in select models	12 Gb SAS support (6 Gb internal SAS, 12G External)
<b>Drives supported</b>	99–199 SFF drives or 48–96 LFF drives maximum including expansion	48 TB per node with 32 nodes maximum scalability	Up to 70 LFF drives per enclosure
<b>Maximum capacity</b>	768 TB maximum with expansion, depending on drive type	1536 TB	Up to 710 TB supported in a single box
<b>RAID levels supported</b>	RAID 0, 1, 3, 5, 6, 10, and 50	RAID 1 0, 5, and 6. Network RAID 10 eliminates any single point of failure 10 and 50	RAID functionality provided by supported by provided HPE Smart Array controllers
<b>Warranty in year(s)<sup>25</sup> (parts/labor/on-site)</b>	3/0/0	3/3/3	3/0/0
<b>HPE related offerings</b>			
<b>Support services<sup>26</sup></b>	HPE Proactive Care 24x7; HPE Proactive Care Advanced; HPE Proactive Care Personalized Support; HPE Foundation Care 24x7 Service	Installation and Startup Service HPE Proactive Care 24x7	Installation and Startup Service HPE Foundation Care 24x7 Service HPE Proactive Care 24x7



### HPE StoreOnce System

Disk-based data protection for IT environments, from virtualized environments to large data centers.



### HPE Data Protector Software

HPE backup and recovery software for complete protection across the entire enterprise infrastructure.

<b>Interconnect</b>	HPE StoreOnce VSA—up to 2 x 1GbE vNICs HPE StoreOnce 3100—up to 4 x 1GbE HPE StoreOnce 3520/3540/5100/5500—up to 4 x 1GbE and up to 8 x 10GbE SFP+ or 10GbE Base-T or 8 Gb FC or 16 Gb FC HPE StoreOnce 6600—up to 8 x1GbE, 4 x 10GbE SFP+ or 8 x8 Gb FC, or 8 x16 Gb FC per Couplet	
<b>Capacity</b>	Scalable from 1 TB to 2240 TB raw or 1 TB to 1728 TB (usable, depending the model)	
<b>Transfer rate</b>	Up to 184 TB/hr (maximum), depending on the model	
<b>Media compatibility/RAID levels supported</b>	Hardware RAID 6 (RAID 5 with StoreOnce 3100 only)	
<b>Form factor</b>	Depends upon the model	
<b>Warranty in year(s)<sup>27</sup> (parts/labor/on-site)</b>	1/1/1, next-day response with 9x5 phone support for HPE StoreOnce 3100/3520/3540/5100 3/3/3, next day response with 9x5 phone support for HPE StoreOnce 5500 and 6600	
<b>HPE related offerings</b>		
<b>Support services</b>	3-year, Proactive Care 24x7	3-year HPE Foundation Care 24x7

<sup>25</sup>, <sup>26</sup> Or the warranty of the server that holds the adapter, whichever is greater.

<sup>27</sup> All blades within a single HPE BladeSystem enclosure must be at the same service level.

## HPE BladeSystem Storage options (external) (continued)



	HPE StoreEver Tape Drives	HPE StoreEver Tape Automation
<b>Interface</b>	6 Gb/sec SAS	4 Gb Fibre Channel, 8 Gb Fibre Channel, 6 Gb SAS
<b>Capacity</b>	Up to 15 TB	Up to 8.4 PB (LTO-7, 560 slots)
<b>Native transfer rate</b>	Up to 300 MB/s	Up to 45 TB/hr with 42 LTO-7 tape drives
<b>Compressed transfer rate<sup>28</sup></b>	Up to 400 MB/s with LTO-6	Up to 60.4 TB/hr with 42 LTO-6 tape drives
<b>Media compatibility</b>	LTO-7; LTO-6; LTO-5; LTO-4	LTO-7; LTO-6; LTO-5; LTO-4
<b>Form factor</b>	Rack-based external data protection	Rack-based external data protection
<b>Warranty in years (parts/labor/on-site)</b>	1/1/1, next-day response with 9x5 phone support	1/1/1, next-day response with 9x5 phone support
<b>HPE related offerings</b>		
<b>Support services</b>	3-year, 24x7 hardware support HPE 3-year 4-hour 24x7 Proactive Care Service	3-year, 24x7 hardware support HPE 3-year 4-hour 24x7 Proactive Care Service
<b>Smart Buy promotion<sup>29</sup></b>	See <a href="https://hpe.com/us/en/storage/storeever-tape-storage.html">hpe.com/us/en/storage/storeever-tape-storage.html</a> for more information	See <a href="https://hpe.com/us/en/product-catalog/storage/tape-automation.hfts-12.html">hpe.com/us/en/product-catalog/storage/tape-automation.hfts-12.html</a> for more information

	Adaptive Flash Array		Secondary Flash Array		All-Flash Arrays
	CS1000	CS1000H	SF 100	SF300	AF 1000
<b>Host connectivity</b>	4 ports per array: 1GbE iSCSI, 10GbE SFP+ iSCSI, 10GBASE-T iSCSI, 8/16 Gb Fibre Channel		4 ports per array: 10GbE SFP+ iSCSI, 10GBASE-T iSCSI, 8/16 Gb Fibre Channel		4 ports per array: 10GbE SFP+ iSCSI, 10GBASE-T iSCSI, 8/16 Gb Fibre Channel
<b>Raw capacity (TB)</b>	11–1198	21–1218	21–126	42–252	6–46
<b>Usable capacity (TB)</b>	7–952	16–982	16–100	30–200	4–33
<b>Effective capacity (TB)</b>	13–1905	32–1964	288–1800	594–3600	20–165
<b>Flash capacity in hybrid arrays</b>	0.5–28	0.7–28	1.4–36	2.8–76	
<b>Expansion shelves</b>	Up to 6	Up to 6	Up to 2	Up to 2	
<b>Form factor</b>	4U base array + 4U expansion shelves				
<b>RAID level</b>	Triple+ Parity RAID: Tolerates three simultaneous drive failures plus additional protection from intra-drive parity				
<b>Warranty</b>	90-day warranty for hardware and software defects				
<b>HPE related offerings</b>	HPE ProLiant DL, ML, and BL servers; HPE Networking; HPE StoreFabric; VMware vSphere; Microsoft Windows Server				
<b>Support services</b>	3-year support with next business day or 4-hour parts delivery				

For more information on SAN options from HPE, visit [hpe.com/storage](https://hpe.com/storage)

<sup>28</sup> Compressed transfer rates not published for LTO-7

<sup>29</sup> Smart Buy bundles available to purchase

**HPE Smart Update solution:**  
**HPE Service Pack for ProLiant (SPP)**  
**and HPE Smart Update Manager**  
**(HPE SUM)** provide breakthrough  
 system maintenance tools that  
 systematically update HPE ProLiant  
 servers and blade infrastructures.



HPE infrastructure management is delivered through a complete portfolio of HPE ProLiant server lifecycle management capabilities that can flexibly operate from embedded on-system utilities, on premises for software defined data centers, and now even from the cloud. Managing HPE ProLiant Servers with HPE infrastructure management results in increased efficiency and precise control of your server infrastructure resources. With a rich set of capabilities that are easy to access and simple to use, HPE infrastructure management covers critical areas such as server deployment and configuration, health and alerting, energy, power and remote management, automated support, and warranty and contract status and control via a cloud-based portal. The core components that make up HPE infrastructure management are HPE OneView, HPE iLO, and HPE Insight Online. With HPE infrastructure management's built-in automation.

To learn more, visit [hpe.com/info/oneview](https://hpe.com/info/oneview)

## Step 6: Choose your infrastructure management

### Eliminating infrastructure complexity with automation simplicity

#### Software-defined infrastructure management designed for the way you work and think

HPE OneView is a fresh approach to converged infrastructure management, with a single integrated view of your IT infrastructure. By shifting the focus from “how devices run” to “how people work,” HPE OneView architecture delivers unprecedented ease of use that lets you deploy and manage your infrastructure faster, at a lower cost, accelerating time to business value.

#### Transform the way you manage your IT infrastructure—today

You can use HPE OneView to automate the deployment, update and ongoing management of HPE BladeSystem. The HPE OneView dashboard provides an easy-to-understand summary/status of servers, storage pools, and enclosures. Color-coded icons tell you which systems are functioning properly and which ones need help—whether you manage five systems or 500. The HPE OneView intuitive dashboard provides an at-a-glance view of configuration compliance making it easy to enforce consistent configurations across server profiles.

- One platform manages HPE BladeSystem and HPE 3PAR StoreServ storage.
- Smart Search instantly finds what you are looking for, without forcing you to search through long and complicated tree views.
- 3-D Power/Thermal Mapping provides intuitive power management.

### Software-defined infrastructure management

Based on software-defined management, HPE OneView automates time consuming tasks of lifecycle management with open standards based, easy-to-use, repeatable templates that capture the best-practice configuration of your virtualized infrastructure across compute, storage and fabric, so you can make error-free changes once, then replicate them across your infrastructure fast and easily. Using such templates, you can define firmware baselines, BIOS configurations, compute, storage, and fabric once and then provision the configuration many times—consistently and reliably with no manual repetitive tasks.

You can then manage your infrastructure as pools of resources optimized to the workloads you are running. Streamline and automate your administrative and operational tasks to significantly increase productivity. Roll out new technologies and applications faster, and lower the costs associated with downtime and regulatory risks.

### Automated platform

HPE OneView automation hub accelerates deployment and lifecycle management of HPE infrastructure. You can automate deployment of multiple enclosures, blades, storage, and networking programmatically—using the industry-standard REST API. With HPE OneView automation capabilities, you can:

- Automate the process of making configuration changes with server profile templates. Profile templates used in combination with HPE Software Update Tools enables online and staged update of drivers and firmware.
- Inform multiple management tools or systems administrators of changes to the infrastructure managed by HPE OneView.
- Quickly react to environmental changes by deploying or updating resources, updating asset management records, or automatically creating service tickets.
- Enable virtualization administrators to automate control of HPE resources—with no detailed knowledge of each device—via the easy integration with third-party management tools such as Chef, VMware® vCenter™, and Microsoft System Center.

HPE Virtual Connect continues to play an integral role in the success of HPE OneView. HPE Virtual Connect simplifies and converges your server edge connections, making server changes transparent to storage and networks, and delivers 4X the number of connections per physical network link. These features are added to provide Virtual Connect feature parity to HPE OneView. Furthermore, easily migrate Virtual Connect domains with the Virtual Connect migration capability of OneView 3.0. Reduce downtime and start efficiently managing your converged infrastructure today.



**HPE Insight Online** is a cloud-based infrastructure management and support portal available through the HPE Support Center and powered by HPE remote support technology so you can work smarter and stay informed and in control of your IT infrastructure. HPE Insight Online provides a personalized dashboard for simplified tracking of IT operations and support information from anywhere, at any time. You can use the Insight Online dashboard to track service events and support cases, view device configurations, and proactively monitor your HPE contracts, warranties, and HPE Proactive service credit balances. HPE Insight Online is designed for IT staff who deploy, manage, and support systems, as well as for HPE Authorized Partners who support your IT Infrastructure. Using the online dashboard saves time, reduces complexity, and helps ensure uptime.

After connecting to HPE and registering with Insight Online, take advantage of HPE Proactive Care service to assist in proactively supporting your IT infrastructure, providing quick access to support experts, and preventing problems before they occur.

**HPE iLO** is a complete set of embedded management products supporting the lifecycle of the server—from initial deployment through ongoing management and service alerting and support. The HPE iLO ecosystem includes Intelligent Provisioning, Active Health System, Agentless Management, and HPE embedded remote support. By delivering comprehensive embedded management, HPE helps you speed time-to-deployment, maximize server and application availability through proactive notification, and dramatically accelerate time-to-resolution when issues arise. Other embedded management and system utility products not part of the iLO management ecosystem include UEFI, Scripting Tools (Scripting Toolkit for Linux and Windows, HPE Scripting Tools for HPE Windows PowerShell and HPE RESTful API), and the HPE Smart Update solution. HPE RESTful API is compliant with the Redfish v1.0 specification (iLO version v2.30 needed). HPE iLO Scale-out and iLO Advanced for BladeSystem are available as optional upgrades. With the HPE iLO Advanced for BladeSystem licensing, you can gain additional functionality such as iLO Federation management, dynamic power capping, multi-user collaboration, and video record/playback, along with many more advanced features. You can choose from multiple levels of licensing, depending on your business needs.

With the HPE iLO Scale-out license environments like web hosting, cloud service providers, and high performance computing data centers, managing massive scale out environments—can get sophisticated scripting tools that provides remote access through Text Console via SSH, Management-at-Scale through server grouping with iLO Federation, Dynamic Power Capping, Email-based Alerting and proactive notifications.

For more details, please refer to the [HPE iLO Data sheet](#).

Refer to the [HPE Server Management web page](#) for specifics.

**For the complete HPE Server Infrastructure Management Portfolio, go to [hpe.com/info/oneview](https://hpe.com/info/oneview)**

## Management for HPE BladeSystem

	On system	On premise	On cloud
	(via embedded technologies)	(via HPE OneView)	(via HPE Insight Online)
<b>Automated support case management/Contracts, warranty, and service credit management</b>			Yes
<b>Direct connect registration with no host server</b>			Yes
<b>Channel partner dashboard</b>			Yes
<b>Network management with HPE Virtual Connect</b>		Yes	
<b>Storage and SAN provisioning</b>		Yes	
<b>Software-defined flexibility using server profiles, templates, groups, and sets</b>		Yes	
<b>Advanced power, thermal, and location management</b>		Yes	
<b>Enterprise partner integrations: VMware vCenter, Microsoft System Center, RHEV</b>		Yes	
<b>Open development platform using REST APIs (PowerShell and scripting)</b>	Yes	Yes	
<b>Firmware maintenance</b>	Yes	Yes	
<b>Server provisioning configuration replication</b>	Yes	Yes	
<b>Integrated remote console (virtual media, folders, record/replay, virtual power management)</b>	Yes	Yes	
<b>Pre-boot health summary and iLO Reboot Switch (used when server is down)</b>	Yes		
<b>iLO federation</b>	Yes		
<b>Mobile App</b>	Yes		Yes
<b>Security: Encryption and role-based</b>	Yes	Yes	Yes
<b>Dashboards and downloadable reports</b>	Yes	Yes	Yes
<b>24x7 health, alerts, and notifications</b>	Yes	Yes	Yes
<b>Standardized and secure BIOS configuration via UEFI</b>	Yes	Yes	



**HPE 8.6 kVA 24 a three-phase core intelligent modular power distribution unit**

Please note: Hewlett Packard Enterprise offers larger capacity Intelligent PDUs.

## Step 7: Choose your power and cooling configurations

The BladeSystem c7000 Platinum Enclosure provides all the power, cooling, and I/O infrastructure needed to support modular server, interconnect, and storage components today and throughout the next several years.

Power is delivered through a pooled-power backplane, and power input flexibility is provided with a choice of single-phase high-line AC, three-phase high-line AC, single-phase high voltage AC, -48 V DC, or high voltage DC.

If you want to measure the power you use, you first need to control it. With HPE Thermal Logic, you can do both. HPE Intelligent Infrastructure technology combines energy-efficient design with accurate measurement and control—all without sacrificing performance. This means you can double the capacity of HPE server blades in the data center with Dynamic Power Capping delivered through HPE OneView. The combination of HPE Intelligent Infrastructure with HPE OneView software allows you to manage all your HPE servers and storage environments from a single console—so that you can easily do more with fewer resources. Save power every second with power configurations and redundancy levels to suit your needs.

HPE created the HPE Power Advisor utility to provide more accurate and meaningful estimates of power needs for HPE ProLiant server blades. This utility can even show you how HPE Intelligent Infrastructure can help you save money by enhancing power and cooling. Learn more or download the HPE Power Advisor at [hpe.com/info/poweradvisor](http://hpe.com/info/poweradvisor).

## HPE Intelligent Infrastructure capabilities

<b>Active cool fans</b>	Both high airflow and high pressure are delivered in a small size that can scale to meet future cooling needs. This technology provides the ability to optimize airflow, reduce power draw, and improve acoustic performance for any server blade configuration.
<b>Parallel redundant scalable enclosure cooling (PARSEC) design</b>	A hybrid model for cooling combines the best features of local and centralized cooling in a single system to offer more effective airflow and cooling for all servers. Server blades get more cooling airflow where it is needed most and use less power than traditional rack servers.
<b>Instant thermal monitoring</b>	A real-time view of heat, power, and cooling data is provided. If the enclosure's thermal load increases, the Onboard Administrator's Thermal Logic feature instructs the fan controllers to increase fan speeds to accommodate the additional demand. Even better, it works in reverse, using all the features of Thermal Logic to keep fan and system power at the lowest level possible. Onboard Administrator monitors the thermal conditions on the hardware in real-time, without a delay for a polling cycle.
<b>Power pooled for true N+N power redundancy</b>	All the power in the enclosure is provided as a single pool that any blade can access, providing increased flexibility when configuring the power in the system so that you can choose the level of redundancy with which to operate. Because this power design has no zones, it facilitates both N+N and N+1 power modes, which future-proofs the enclosure for higher power requirements, if needed.
<b>High-efficiency power supplies</b>	High-efficiency power supplies can help you conserve power throughout your data center. These high-efficiency power supplies come standard with each BladeSystem enclosure. Both the c3000 and c7000 power supplies are up to 94 percent efficient. As a leader in energy efficiency, HPE is the first in the market to offer Platinum-level, 94 percent efficient power supplies for blade enclosures.
<b>Dynamic power saver mode</b>	Power load shifting improves power supply efficiency to provide real savings in power and costs. When enabled through Onboard Administrator, the total enclosure power consumption is monitored in real-time and automatically adjusted with changes on demand.
<b>Power regulator</b>	HPE Power Regulator provides Integrated Lights-Out-controlled speed-stepping for Intel x86, AMD x86, and Intel® Itanium® 9100 series processors. This feature improves server energy efficiency by giving CPUs full power for applications when they need it and reducing power when they do not.
<b>Power workload balancing</b>	Power workload balancing improves performance per watt and uses HPE Power Regulator technology to manage power at the enclosure level so that power usage stays within defined power caps. Using power caps, system administrators can constrain the most BTUs per enclosure and rack to enable the enclosure to fit in an existing rack power envelope. A simple power cap allows devices to power on until power usage reaches the specified power cap, and then prevents any more devices from powering on. Power workload balancing is available now for ProLiant blades and will be available in the future for Integrity blades.
<b>Enclosure dynamic power capping</b>	Safely limit power usage without impacting performance by capping peak instead of average power usage. Remove risk to the electrical infrastructure with a fast-acting, hardware-based capping algorithm. Reclaim more power with blades by dynamically controlling power limits based on workload demand.
<b>HPE Intelligent Power Distribution Unit (iPDU)</b>	Brings state-of-the-art management and control to rack-mounted power distribution units to prevent over-provisioning of power from restricting growth in your data center. Using the core and stick architecture of the HPE Modular PDU line, the HPE Intelligent PDU monitors power consumption at the core, load segment, stick, and outlet levels with unmatched precision and accuracy. Remote management is built in, and even enables power cycles on individual outlets on the Intelligent Extension Bars.
<b>Location discovery services</b>	Automatically record the exact location in HPE Intelligent Series Racks, eliminating time-consuming manual asset tracking.

## Step 8: Choose your services

HPE Pointnext provides a comprehensive portfolio including Advisory and Transformational, Professional, and Operational Services to help accelerate your digital transformation. From the onset of your transformation journey, Advisory and Transformational Services focus on designing the transformation and creating a solution road map. Professional Services specializes in creative configurations with flawless and on-time implementation, and on-budget execution. Finally, operational services provides innovative new approaches like Flexible Capacity and Datacenter Care, to keep your business at peak performance. HPE is ready to bring together all the pieces of the puzzle for you, with an eye on the future, and make the complex simple.

### HPE Foundation Care Support Service

HPE Foundation Care connects you to HPE 24 hours a day, seven days a week for assistance on resolving issues. This service includes available response times of next business day, 4 hour response or 6 hour to repair with answers to software questions within two hours. HPE is the only leading manufacturer who makes this level of coverage available as a standard service offering for your most valuable servers. In addition, Collaborative software support is included and provides troubleshooting assistance on industry leading software running on your server. Simplify your support experience and make HPE your first call to help resolve hardware or software problems. [hpe.com/services/foundationcare](https://hpe.com/services/foundationcare)

### HPE Proactive Care Support Service

HPE Proactive Care gives customers an enhanced call experience. When your products are connected to HPE, Proactive Care helps prevent problems and maintains IT stability by utilizing personalized proactive reports with recommendations and advice. This service includes available response times of next business day, 4 hour response or 6 hour to repair with answers to software questions within two hours. HPE is the only leading manufacturer who makes this level of coverage available as a standard service offering for your most valuable servers. This service also includes collaborative software support for Independent Software Vendors (ISVs), (Red Hat, VMware, Microsoft, etc.) running on your HPE servers. [hpe.com/services/proactivecare](https://hpe.com/services/proactivecare)

### HPE Datacenter Care service

HPE Datacenter Care helps improve IT stability and security, increase the value of IT, and enable agility and innovation. It is a structured framework of repeatable, tested, and globally available services “building blocks.” You can deploy, operate, and evolve your data center wherever you are on your IT journey. With HPE Datacenter Care, you benefit from a personalized relationship with HPE via a single point of accountability for HPE and others’ products. For more information, visit [hpe.com/services/datacentercare](https://hpe.com/services/datacentercare)

### HPE Flexible Capacity

With Flexible Capacity, you get the speed, scalability, and economics of the public cloud in the privacy of your data center. Gain the advantages of the public cloud—consumption-based payment, rapid scalability without worrying about capacity constraints. Reduce the “heavy lifting” needed to operate a data center. And retain the advantages that IT provides the business (i.e., control, security). Deliver the right user experience, choose the right technology for the business, manage privacy and compliance, and manage the cost of IT. And, you have the option to use the public cloud when needed.

### HPE Hardware Installation

Provides for the basic hardware installation of HPE branded servers, storage devices and networking options to assist you in bringing your new hardware into operation in a timely and professional manner. [hpe.com/h20195/v2/Getdocument.aspx?docname=5981-9356EN](https://hpe.com/h20195/v2/Getdocument.aspx?docname=5981-9356EN)

### HPE Installation and Startup Service

Provides for the installation and startup of HPE technology including BladeSystem, c-Class enclosure, HPE ProLiant c-Class and Integrity server blades, storage blades, SAN switch blades, HPE Virtual Connect modules (Ethernet and Fibre Channel), Ethernet network interconnects, and InfiniBand, as well as the installation of one supported operating system type (Windows or Linux).

**Pointnext services for BladeSystem and related options**

<b>Installation and Startup for HPE BladeSystem c-Class Infrastructure</b>	Provides for the installation of an HPE BladeSystem c-Class enclosure, HPE ProLiant and Integrity c-Class server blades, storage blades, and SAN switch blades, Virtual Connect modules (Ethernet and Fibre Channel), Ethernet network interconnects, and InfiniBand, as well as deployment and basic configuration of the HPE Insight Control environment for HPE BladeSystem software.
<b>HPE Installation and Startup Service for HPE Insight Control</b>	Provides for the deployment and basic configuration of HPE Insight Control on HPE ProLiant ML and DL series servers or HPE BladeSystem servers.
<b>Enhanced Network Installation and Startup Service for HPE BladeSystem</b>	Provides advanced network software configuration, including configuration of HPE Virtual Connect options.
<b>HPE MSA Family Disk Array Installation and Startup Service</b>	Includes service planning, service deployment, installation verification tests, and customer-oriented sessions.
<b>HPE Proactive Care</b>	Integrated proactive and reactive hardware and software support to help reduce outages, plus giving you rapid access to technical experts if there is an outage. Proactive Care provides start to finish call management, problem prevention, and global expertise locally.
<b>Services for NonStop BladeSystem</b>	Three predefined service levels provide quick installation, customized configuration, rapid start-up, and 24x7 support: <div> <div> <ul style="list-style-type: none"> <li>• Critical Service Solution</li> </ul> </div> <div> <ul style="list-style-type: none"> <li>• Foundation Service Solution</li> </ul> </div> </div>
<b>HPE Evolution Services for NonStop BladeSystem</b>	Mission-critical support addresses the diverse factors that impact system performance and availability. This encompasses not just hardware and system software, but also IT management processes, applications and databases, networks, environmental factors, and more. Learn how HPE can help enhance uptime, performance, operations, and security across your NonStop system environment by speaking with your HPE NonStop representative for more information.
<b>HPE Education Services for NonStop BladeSystem</b>	HPE NonStop Technology Education is your source for training on HPE Integrity NonStop servers and software. Choose from a broad range of courses, locations, and training media to make sure your HPE NonStop system education is perfectly tailored to your requirements, operations, and security. Learn more at <a href="https://hpe.com/info/services">hpe.com/info/services</a> .

**For more information**

For more information, visit [hpe.com/pointnext](https://hpe.com/pointnext)

You can also contact your local HPE sales representative or Authorized HPE ServiceOne Partner.

To stay relevant, your employees need to quickly assimilate new IT skills. We offer a variety of HPE training services, including instructor-led courses, customized on-site training, and innovative remotely assisted courses. For more information, visit [hpe.com/ww/learn](https://hpe.com/ww/learn)



## HPE Integrity Systems

The newest HPE Integrity Systems; HPE Integrity Server blades with HP-UX and HPE Integrity NonStop BladeSystem, combine years of trusted HPE Integrity resiliency with new innovations and HPE BladeSystem efficiencies.

Converged Infrastructure, Integrity systems offer:

- A common modular architecture from x86 to Superdome 2 to NonStop
- Always-on resiliency—a secure and reliable infrastructure from CPU to solution
- Dynamic optimization—integrated management and virtualization to scale resources desirably
- Investment protection and stability—sustained innovation, decades of support life, and compelling value

### HPE Integrity Server blades with HP-UX

HPE Integrity and HP-UX—the highly-resilient UNIX® system for workloads vital to the enterprise—have been engineered to provide business continuity. Consistently delivering mission-critical availability to core business functions and applications for over three decades, HP-UX provides a robust platform that ensures your business is always-on, and delivers the foundational values of the HPE Mission-Critical Converged Infrastructure:

- Availability—HPE Integrity servers are designed for high availability, enabling your mission-critical workloads to be always-on and secure without compromise.
- Efficiency—Delivering built-in integration of virtualization and management software to optimize your IT infrastructure dynamically.
- Proven stability—Integrity servers play a central role in the daily operations of most of the world's largest corporations, including many Fortune 1000 companies. With these servers you can be confident in your ability to meet even your most stringent service-level objectives for availability and performance.

The HPE Integrity BL860c i4 Server Blade, HPE Integrity BL870c i4 Server Blade, and HPE Integrity BL890c i4 Server Blade are flexible and versatile two-, four-, and eight-socket systems that are ideal power for your most vital workloads. With support for hard partitioning (HPE nPars), HP-UX Virtual Partitions (HP-UX vPars), and HPE Integrity Virtual Machines, these Integrity server blades give you mission-critical levels of virtualization availability and flexibility. Additionally, embedded HPE Virtual Connect FlexFabric offers increased network scalability and configuration flexibility while reducing infrastructure costs by converging LAN and SAN traffic on the same connection. With wire-once connectivity, IT administrators can manage all subsequent “rewiring” virtually, significantly reducing cabling. These HPE Integrity server blades feature the unique HPE Blade Link technology, which combines multiple blades to create two-, four-, and eight-socket systems—providing greater scalability and flexibility.

What's more, you can mix and match HPE Integrity, HPE ProLiant, and HPE Storage blades within the same enclosure, to grow flexibly as your business demands change. These HPE Integrity server blades offer up to 3X the performance of the previous generation, double the core count, and support a robust virtualization infrastructure. It's time to speed up, scale up, and strengthen your server infrastructure with the new line of Integrity server blades.

**Speed up your mission-critical applications:** The Intel Itanium Processor 9500 Series with up to 2.53 GHz clock speed makes the new HPE Integrity server blades the fastest HPE Integrity server blades available today.

**Scale up to increase performance:** With the HPE Integrity server blades, you can now experience true mission-critical converged infrastructure flexibility along with the modular and scalable design of the HPE Integrity server blades.

**Strengthen with improved reliability and increased manageability:** The new HPE Integrity server blades offer massive flexibility and availability with electrically isolated hard partitions (nPars). These HPE Integrity server blades come with industry-leading workload management features, such as HP-UX vPars, HPE Global Workload Management (gWLM), and resource management capabilities such as mission-critical virtualized UNIX (HP-UX 11i v3), infrastructure orchestration, and HPE Integrity Integrated Lights-Out 3 (iLO 3).

Learn more about the advantages of HPE Integrity server blades at [hpe.com/us/en/product-catalog/servers/integrity-servers.hits-12.html](http://hpe.com/us/en/product-catalog/servers/integrity-servers.hits-12.html).

## HPE Integrity NonStop BladeSystem


If you are an organization that requires 24x7 application availability, real-time high-volume transaction processing, and exceptional security, consider the HPE Integrity NonStop BladeSystem NB56000c. Representing the top of the line offering of the HPE Integrity NonStop systems family, the NonStop NB56000c is 4-core capable with up to 1.5X the performance capacity as compared to the NonStop NB54000c. The NB56000c can also be licensed as a 2-core server at a lower software price point. A 2-core licensed NB56000c can be upgraded to a 4-core licensed NB56000c to increase performance capacity anytime during the life of the platform. You can perform core upgrades online without taking the system out of service. The NonStop NB56000c combines the economies of newly enhanced standards-based, modular computing with the trusted 24x7 fault-tolerant availability and data integrity of the HPE NonStop architecture. Its enhanced availability, manageability, and development features create a total solutions approach, offering a low total cost of ownership (TCO) for complex mission-critical applications.

The HPE Integrity NonStop BladeSystem NB56000c is built on the proven HPE Integrity BL860c i4 server blade and leverages the modular efficiencies of the industry-leading HPE BladeSystem c7000 Platinum Enclosure (R3) with fault-tolerant BladeSystem ServerNet double-wide switches. The NB56000c is powered by Intel Itanium 9500 series processors, as the processing engine. The HPE NonStop OS leverages powerful multicore processing to achieve a significant boost in performance. NonStop OS (J-Series) greatly improves the computing capacity of the platform and extends the acknowledged linear scalability of NonStop systems to a new level.

### Carrier-grade HPE Integrity NonStop BladeSystem NB56000c-cg

The carrier-grade HPE Integrity NonStop BladeSystem NB56000c-cg is NEBS Level-3 certified and is specifically designed to deliver increased performance capacity, CLIM availability with dual RAID 1 CLIM OS disks and all the capabilities you need to compete in the dynamic telecommunications space.

The Telco CLIM supports up to five 1GbE copper ports or three copper and two fiber ports and the following three protocols: M3UA, Diameter, and Session Initiation Protocol (SIP).





**HPE NonStop—Because customers never wait**

The HPE NonStop platform offers so much that is new, and continues to provide the highest levels of availability and near-linear scalability of any server in today's marketplace—with hardware, operating system, database, software, and applications packaged as part of a well-integrated stack.

For real-time processing of ATM or payment transactions, telecommunications service, follow-the-sun access to operational data, or on-demand health information... you can trust it will be available with HPE Integrity NonStop servers.

Learn more about the advantages of HPE Integrity NonStop BladeSystem at [\*\*hpe.com/info/nonstop\*\*](http://hpe.com/info/nonstop)

**Related offerings****HPE BladeSystem telecom solutions**

The HPE ProLiant BL460c Gen8 carrier-grade server blade is a dual-socket server blade engineered for unprecedented performance, enhanced flexibility, and simplified management, which makes it the standard for data center computing. It packs in more performance with a 33 percent increase in memory DIMM count, Intel Xeon E5-2600 v2 processors, faster I/O slots and enhanced Smart Array Controller that now ships with 512 MB Flash Back Write Cache standard. In addition, it is also more flexible with the HPE FlexibleLOM, which provides the ability to customize server networking today and the ability to meet future needs without overhauling server hardware. All certified to NEBS Level-3 the HPE ProLiant BL460c slots into the world's most popular blade environment, the HPE BladeSystem.

- Run telecom critical applications at volume economic levels
- Meet telecommunication requirements with NEBS Level-3 and ETSI certifications
- Stabilize and future-proof your system with extended lifecycles
- Mix and match ProLiant blades in the same c7000 enclosure to optimize your workload

**HPE High Performance Computing (HPC) clusters**

Scale out your HPC infrastructure with the fast blades-based systems available, featuring more processors, greater energy efficiency, and increased cooling capabilities. HPE BladeSystem-based clusters are fully integrated, tested, and ready for the most demanding workloads.

Learn more about HPE HPC clusters [\*\*here\*\*](#).

## HPE ConvergedSystem

Taking IT simplicity and efficiency to new heights, HPE ConvergedSystem is a portfolio of integrated systems optimized for critical workloads like virtualization, cloud, and Big Data. These purpose-built building blocks are designed for speed and efficiency. Each ConvergedSystem includes all the servers, storage, networking, management, and third-party software you need—in a system that's simple to buy, support, and manage.

Uniting market-leading HPE Converged Infrastructure with decades of experience in solution design, HPE ConvergedSystem offers a performance-optimized, total systems experience that dramatically simplifies your IT. Through quick deployment, automated management, and system-level support, your IT staff can be freed up to innovate.

### HPE ConvergedSystem 700 for Virtualization

For demanding environments with 100–1000 VMs or more, the HPE ConvergedSystem 700 is the smart choice. It's pre-configured and delivered ready to run, enabling you to regain control of capital and operational expenditures. The HPE ConvergedSystem 700 for Virtualization with VMware is designed for ease of use and simplicity to help you quickly harness the full potential of virtualization. It is a pre-integrated, pre-configured, and modular system providing a secure and reliable turn-key data center in a box experience.

This turn-key solution is built on standard and reliable modular infrastructure blocks including HPE BladeSystem and an HPE 3PAR storage array featuring:

- Compatible operating systems: VMware vSphere 5.5 for virtualization hosts, VMware vCenter 5.5 for management, Microsoft Windows 2012 R2 Datacenter
- Supported storage: HPE 3PAR StoreServ 7200 2-node storage with 36 x 15K 300 GB drives in base (10.8 TB) with up to 144 total (43.2 TB)
- Networking: HPE Virtual Connect FlexFabric, HPE 5900 series top of rack switches
- Integrated management: HPE OneView
- Workload Supported: General-purpose virtualized application support. HPE App Maps combine HPE ConvergedSystem with ISV best practices to provide workload-specific configurations and guidance for targeted workloads like client virtualization and SQL consolidation to reduce design cost and deployment time.

The HPE ConvergedSystem 700 for Virtualization is designed for convergence, ease of use, and simplicity. Enabling you to truly harness the full potential of virtualization, HPE ConvergedSystem 700 for Virtualization is pre-integrated, which simplifies the installation of the complete system. The flexible HPE ConvergedSystem 700x provides maximum scalability with enhanced application performance and availability. The systems also support VMware vCenter and Microsoft System Center for automating the management of a broad pool of data center resources.

Learn more about HPE ConvergedSystem 700 for Virtualization at [hpe.com/info/cs700](http://hpe.com/info/cs700)

### HPE CloudSystem

HPE CloudSystem is a complete solution for building and managing cloud services in a private or hybrid model—on- and off-premise using a combination of private, managed, and public clouds. With HPE CloudSystem, you can automate the infrastructure-to-application lifecycle and manage your services throughout—from provisioning to monitoring and through to retirement. Powered by a hardened, enterprise-grade set of OpenStack® technologies, HPE CloudSystem works out of the box, so you can build your solution quickly, even with multi-hypervisor, multi-OS, and heterogeneous infrastructures.



Hewlett Packard Enterprise delivers the industry's most complete, integrated, and open solution for building and managing clouds. Only HPE CloudSystem enables you to:

- Make cloud users more productive through a consumer-inspired interface
- Gain control of your hybrid cloud from a single platform that includes broad support of virtualization technologies and public clouds
- Get up and running quickly—install and deploy in hours, create cloud services in minutes
- Grow as you need with a built-in upgrade path from basic infrastructure cloud services to advanced application cloud services

Hewlett Packard Enterprise offers two optimized, reliable systems built on standardized HPE Converged Infrastructure. Start with basic Foundation capabilities, or go with the advanced features of CloudSystem Enterprise.

**CloudSystem Enterprise** is a hybrid cloud platform for delivering advanced infrastructure and application services in minutes. This offering features a sleek new user interface and integrates capabilities previously delivered through separate products, making holistic management of all cloud services easier than ever before. HPE CloudSystem Enterprise enables you to:

- Automate the delivery of advanced infrastructure and application services in minutes
- Drive enterprise-class lifecycle management for cloud services—from initial provisioning through ongoing scaling, updating, and monitoring through to retirement
- Configure and manage hybrid clouds, with out-of-the-box support for HPE Helion Public Cloud, Amazon Web Services, Microsoft Azure, and the global network of HPE CloudAgile bursting partners
- Provide service portability in hybrid environments with Topology and Orchestration Specification for Cloud Applications (TOSCA)-compliant service designs
- Customize approvals, service delivery, and cloud administration tasks, delivered via the HPE Operations Orchestration workflow engine
- Configure optional advanced service automation, including patch and compliance management with HPE Server Automation plus sophisticated database and middleware management with HPE Database and Middleware Automation software
- Integrate capacity planning and disaster recovery, delivered by Matrix OE software

**CloudSystem Foundation** drives the delivery of core infrastructure services in an enterprise-grade environment. Use this solution to deliver Infrastructure as a Service (IaaS) quickly, or as a starting point on your journey toward more sophisticated cloud service delivery. CloudSystem Foundation delivers:

- Simple infrastructure services within minutes, powered by an enterprise-grade version of OpenStack technology, enhanced and curated by Hewlett Packard Enterprise
- Open APIs for both administrative and cloud service functions, including OpenStack APIs that enable highly automated cloud delivery
- Simple administration integrated with HPE OneView for infrastructure management
- Fast and easy installation via a software appliance delivery model
- Seamless upgrade to CloudSystem Enterprise

Learn more about HPE CloudSystem at [hpe.com/info/cloudsystem](https://hpe.com/info/cloudsystem)

Optimize your IT investment strategy with new ways to acquire, pay for and use technology, in lock-step with your business and transformation goals.

[hpe.com/solutions/hpefinancialservices](https://hpe.com/solutions/hpefinancialservices)

## HPE ProLiant servers

### Delivering the right compute for the right workload at the right economics—every time

When the time is right to purchase new servers for your growing enterprise, choose systems purpose-built for the Era of digital transformation and Hybrid IT—HPE ProLiant blade servers. Backed by a converged management platform (i.e., HPE OneView), the ProLiant blade server portfolio accelerates IT service delivery and boosts business performance through optimization for multiple workloads—unlocking your data center for future growth. The HPE ProLiant blade server compute infrastructure collectively:

- Redefines compute economics—Offering increased compute capacity with lower total cost of ownership (TCO) to maximize data center capabilities
- Accelerates service delivery—Improving service delivery while also improving service-level agreement (SLA) performance
- Boosts business performance—Faster workload performance to transform your business

## HPE BladeSystem: your ultimate converged infrastructure

HPE BladeSystem not only can handle any workload, but can also deliver the best value across workloads of any converged infrastructure on the market today. With HPE BladeSystem, you can transform the economics of your IT investment, large or small.

HPE BladeSystem helps deliver IT Solutions for Hybrid IT approaches and help transform the enterprise into an on-demand IT infrastructure to ensure continuous service delivery. HPE continues to drive new optimized compute solutions for Hybrid IT with agile, multi-processing building blocks and platforms with flexible and scalable configurations, breakthrough performance, and reliable infrastructure to accelerate service delivery.

Learn more at  
[hpe.com/info/bladesystem](https://hpe.com/info/bladesystem)



Make the right purchase decision. Click here to chat with our presales specialists.



Sign up for updates



**Hewlett Packard  
Enterprise**

© Copyright 2013–2017 Hewlett Packard Enterprise Development LP. The information contained herein is subject to change without notice. The only warranties for Hewlett Packard Enterprise products and services are set forth in the express warranty statements accompanying such products and services. Nothing herein should be construed as constituting an additional warranty. Hewlett Packard Enterprise shall not be liable for technical or editorial errors or omissions contained herein.

AMD is a trademark of Advanced Micro Devices, Inc. Intel, Intel Itanium, and Intel Xeon are trademarks of Intel Corporation in the U.S. and other countries. Microsoft, Windows, and Windows Server are either registered trademarks or trademarks of Microsoft Corporation in the United States and/or other countries. Oracle is a registered trademark of Oracle and/or its affiliates. Red Hat is a registered trademark of Red Hat, Inc. in the United States and other countries. UNIX is a registered trademark of The Open Group. The OpenStack Word Mark is either a registered trademark/service mark or trademark/service mark of the OpenStack Foundation, in the United States and other countries and is used with the OpenStack Foundation's permission. We are not affiliated with, endorsed or sponsored by the OpenStack Foundation, or the OpenStack community. Pivotal and Cloud Foundry are trademarks and/or registered trademarks of Pivotal Software, Inc. in the United States and/or other countries. Citrix is a registered trademark of Citrix Systems, Inc. and/or one more of its subsidiaries and may be registered in the United States Patent and Trademark Office and in other countries. Linux is the registered trademark of Linus Torvalds in the U.S. and other countries. VMware, VMware vSphere, VMware ESX, VMware ESXi, and VMware vCenter are registered trademarks or trademarks of VMware, Inc. in the United States and/or other jurisdictions. sFlow is a registered trademark of InMon Corp. NVIDIA is a trademark and/or registered trademark of NVIDIA Corporation in the U.S. and other countries. SD and microSD are trademarks or registered trademarks of SD-3C in the United States, other countries or both. All other third-party trademark(s) is/are the property of their respective owner(s).

4AA1-4286ENN, July 2017, Rev. 30